

No. 45R

Price 25 Cents

# SPALDING'S

ATHLETIC LIBRARY

RULES OF COMPETITION, CONSTITUTION  
BY-LAWS AND RECORDS

1931

CONSTITUTING THE

OFFICIAL HANDBOOK  
OF THE  
INTERCOLLEGIATE  
ASSOCIATION OF  
AMATEUR  
ATHLETES OF  
AMERICA

From March 7, 1931, to March 5, 1932

*Office of the Association:*

57 EAST 56<sup>TH</sup> STREET, NEW YORK CITY

AMERICAN SPORTS PUBLISHING COMPANY  
45 ROSE STREET, NEW YORK

Under the direction of the Executive Committee there was published the annual Handbook of the Association and from time to time Bulletins reporting the activities of the Association.

In connection with the Fifty-fourth Games, the Veterans Association held a noteworthy banquet at the Algonquin Club, Boston, on May 30, 1930, to commemorate the founding of the Association. A full account of this banquet appears in a recent Bulletin.

The Executive Committee submits to this Convention, and recommends for adoption, a budget calling for expenditure of \$16,390 and expected revenue of \$16,525.

The Executive Committee recommends to the Convention that the invitation of the University of Pennsylvania to hold the Fifty-fifth Track and Field Meeting at Franklin Field, Philadelphia, be accepted.

The Executive Committee has made available slow motion pictures of outstanding track and field performers at the 1930 Outdoor Meeting which it believes are valuable for training. There are two reels, a track and a field reel, either of which may be had for \$25 or both for \$50.

The Executive Committee has carefully considered the matter of liability for injuries received by spectators, officials and others not actually competing and has authorized the proper officers to procure insurance policies covering damages for such injuries at all the meets of the Association.

The Executive Committee has been and is conducting some experiments that may make a notable contribution to the accuracy of the conduct of track meets. An instrument has been designed and built to measure the velocity of wind at a given moment with special application to the granting or refusing of records.

A study is being conducted on the effect of wind on field event implements with the help of various aeronautical schools, and another on the problem of improved electrical timing.

An invitation has been received from the three California universities to hold the Track and Field Championship Athletic Meeting for 1932 at Berkeley, California. The Advisory and Executive Committees, having very carefully considered such invitation, make recommendation which will be reported orally hereafter in the convention.

The Executive Committee having authorized the establishment of Collegiate Indoor Records, and having considered the records placed before them accompanied by the proper certification of officials, recommend that such records be accepted as I.C.A.A.A. Collegiate Indoor Records (see list on page 138).

The Executive Committee recommends action on the applications for membership as follows: That the applications of Lehigh and William and Mary be accepted and that the application of Temple be laid on the table.

## FIFTY-FOURTH ANNUAL TRACK AND FIELD CHAMPIONSHIP ATHLETIC MEETING.

The Fifty-fourth Track and Field Championship Meeting was held at Soldiers Field, Cambridge, on May 30 and 31, 1930.

The meeting was highly successful in every respect. By almost imperceptible improvements year after year the meet has arrived at a smoothness of running and a well ordered uniformity that seem to leave but little to improve. The favorable weather after a week of rain was most agreeable to athletes and spectators alike. With the exception of the fiftieth anniversary in 1926 the largest crowd of spectators in the history of the Association was present.

For three years Stanford had had its own way with the point score, but last year, as was expected, her leadership was challenged by her Western rival, Southern California. Southern California with 44¼ points finished just 8 points ahead of the deposed champion, whose 36¼ points would have been enough to win in many other years. Southern California's 44¼ points was the highest score made since 1918, when Cornell scored 47 points. Despite winning the championship Southern California won only two first places, while Stanford won four. Columbia, Harvard and Yale won each two. Harvard, third, was the first of the Eastern teams to finish, with 23½. Michigan, with 14¼, was fourth and Yale fifth, with 12¾. Columbia was sixth, with 10. The Westerners showed, however, unusual balance, taking 24 track and 20¼ field points with seventeen men in eleven events. Of the 120 track points but 27 were won by seniors, while 41 out of the 105 field points were won by men who will not compete for their college again.

Southern California's team was composed of nine sophomores, who scored 27¾ points; four juniors, who scored 11¼ points, and two seniors, who scored 5¼. This would seem to foreshadow some writing on the wall, especially as the point score of most of the other teams was materially assisted by men who graduated last year.

Several novelties were introduced which added materially in expediting the conduct of the meet. The pictures of all the point-winners which are secured for the Souvenir Volume were this year taken in a roped area on the infield prior to the giving out of prizes to the winners. This not only saved confusion but insured a complete record of the meet. The chief judge had provided various colored slips on which each man assigned to pick a place wrote down the number of his choice. This not only promoted a greater accuracy and care in the judges but left a permanent record.

An effort was made to test various mechanical devices. It was hoped to test out the photo-electric timing devices, but these were found to be only in an experimental stage. A device for measuring and automatically recording the velocity of the wind at all speeds, invented by James A. Taylor, was tested and found to work admirably. This device records on a revolving drum the slightest breeze. Accompanying the instrument is a weather vane on which the operator records in a prepared space the direction of the wind in relation to the runner. A device of this sort has long been needed for the settling of disputes relating to the granting

of a record. It is still in an experimental stage but should prove ultimately to be efficient. It is assumed that for the adequate testing of races at least three of these devices should be placed along the course.

Three records were broken and one equaled. Probably the most outstanding record was that of Harlow P. Rothert of Stanford in the shot put. His put of 52 feet 1/4 inch was 1 foot 9/4 inches further than his previous record. For three years this record has been broken either by Rothert or his redoubtable partner, Krenz. With the passing of these two men the records in their respective specialties seem to be temporarily safe. The annals of the Association do not show two other competitors like these.

Eric C. W. Krenz, who was second in the shot with a put 3 3/4 inches further than the 1929 record, created a new record in the discus, raising his own record from 154 feet 11 inches to 163 feet 7 3/8 inches.

Kenneth M. Churchill of California, who was third last year, broke the record in the javelin throw with a magnificent heave of 212 feet 5 inches, several feet further than he had ever thrown the implement before.

Frank C. Wykoff of Southern California twice equaled the record in the 100-yard dash of 9.7 seconds. His previous performances had warranted the expectation not only that he would break the record but that he would do it very decisively.

The record of individuals entered, actually competing and starts made is as follows:

|                | Entries | Starters | Starts |                | Entries | Starters | Starts |
|----------------|---------|----------|--------|----------------|---------|----------|--------|
| Bates          | 10      | 3        | 3      | Maine          | 17      | 3        | 4      |
| Boston College | 18      | 3        | 3      | Manhattan      | 6       | 3        | 3      |
| Bowdoin        | 12      | 3        | 4      | M.I.T.         | 27      | 4        | 4      |
| Brown          | 7       | 3        | 3      | Michigan       | 10      | 6        | 9      |
| California     | 8       | 6        | 7      | Michigan State | 10      | 6        | 7      |
| Colby          | 10      | 3        | 3      | N.Y.U.         | 41      | 20       | 23     |
| Colgate        | 10      | 4        | 8      | Penn State     | 22      | 9        | 10     |
| C.C.N.Y.       | 4       | 2        | 3      | Pennsylvania   | 23      | 15       | 19     |
| Columbia       | 42      | 10       | 10     | Princeton      | 51      | 11       | 14     |
| Cornell        | 61      | 20       | 24     | Rutgers        | 3       | 1        | 2      |
| Dartmouth      | 33      | 12       | 15     | So. California | 36      | 19       | 22     |
| Fordham        | 2       | 1        | 1      | Stanford       | 38      | 18       | 25     |
| Georgetown     | 11      | 4        | 8      | Swarthmore     | 5       | —        | —      |
| Harvard        | 63      | 37       | 45     | Syracuse       | 24      | 7        | 12     |
| Haverford      | 4       | 1        | 1      | Union          | 18      | 3        | 3      |
| Holy Cross     | 13      | 6        | 6      | Williams       | 9       | —        | —      |
| Lafayette      | 12      | —        | —      | Yale           | 60      | 22       | 26     |

Total entries, 720; starters, 265; starts, 327.

100 YARDS DASH.

FINAL—Won by Frank C. Wykoff, Southern California,'32; second, Edward Tolan, Michigan,'31, by 1 1/2 ft.; third, Hector M. Dyer, Stanford,'31, by 2 ft.; fourth, Ralph H. Giberson, Stanford,'32, by 2 1/2 ft.; fifth, Milton M. Maurer, Southern California,'31, by 3 1/2 ft. Also competed—William C. Kastler, Pennsylvania,'30, by 4 ft. Time, 9.7s.

TRIAL HEATS.

HEAT 1—Won by Edward Tolan, Michigan,'31; second, James F. Howell, Stanford,'31, by 2 ft.; third, George N. Stevens, Dartmouth,'31, by 4 ft.; fourth, Frederick M. Hauserman, Cornell,'31, by 6 ft. Also competed—Richard L. Lacey, Colgate,'32; Alexander Forbes, Harvard,'32. Time, 9.9s.

HEAT 2—Won by Milton M. Maurer, Southern California,'31; second, Ralph H. Giberson, Stanford,'32, by 1 ft.; third, Thomas F. Mason, Harvard,'30, by 2 ft.; fourth, Carl H. Meinig, Cornell,'31, by 4 ft.; fifth, George G. Kirstein, Harvard,'32, by 3 yds. Time, 9.8s.

HEAT 3—Won by Hector M. Dyer, Stanford,'31; second, Benjamin H. Hand, Princeton,'32, by 4 ft.; third, John G. Harwood, Syracuse,'30, by 7 ft.; fourth, Arthur L. Watkins, Harvard,'31, by 8 ft.; fifth, Harris Sachs, Pennsylvania,'31, by 10 ft. Time, 9.9s.

HEAT 4—Won by Frank C. Wykoff, Southern California,'32; second, William C. Kastler, Pennsylvania,'30, by 4 ft.; third, Isidore Fogel, N.Y.U., '32, by 8 ft.; fourth, Frederick V. Nissen, Harvard,'30, by 9 ft.; fifth, John H. Macdonald, Yale,'30, by 10 ft. Time, 9.8s.

SEMI-FINALS.

HEAT 1—Won by Frank C. Wykoff, Southern California,'32; second, Hector M. Dyer, Stanford,'31, by 2 yds.; third, Ralph H. Giberson, Stanford,'32, by 6 1/2 ft.; fourth, George N. Stevens, Dartmouth,'31, by 3 yds.; fifth, Benjamin H. Hand, Princeton,'32, by 10 ft.; sixth, John G. Harwood, Syracuse,'30, by 12 ft. Time, 9.7s.

HEAT 2—Won by Edward Tolan, Michigan,'31; second, Milton M. Maurer, Southern California,'31, by 1 yd.; third, William C. Kastler, Pennsylvania,'30, by 5 ft.; fourth, James F. Howell, Stanford,'31, by 5 1/2 ft.; fifth, Thomas F. Mason, Harvard,'30, by 7 ft.; sixth, Isidore Fogel, N.Y.U., '32, by 3 yds. Time, 9.8s.

220 YARDS DASH.

FINAL—Won by Hector M. Dyer, Stanford,'31; second, Edward Tolan, Michigan,'31, by 4 ft.; third, George N. Stevens, Dartmouth,'31, by 5 1/2 ft.; fourth, George F. Troy, Brown,'31, by 3 yds.; fifth, James F. Howell, Stanford,'31, by 10 ft. Also competed—William C. Kastler, Pennsylvania,'30, by 4 yds. Time, 21.3s.

TRIAL HEATS.

HEAT 1—Won by George A. Morin, Holy Cross,'31; second, Benjamin H. Hand, Princeton,'32, by 1 yd.; third, Frederick M. Hauserman, Cornell,'31, by 3 1/2 yds.; fourth, John Trachy, N.Y.U., '31, by 4 1/2 yds.; fifth, Francis E. Cummings, Harvard,'30, by 5 yds. Time, 22.5s.

HEAT 2—Won by William C. Kastler, Pennsylvania,'30; second, Vincent L. Hennesy, Harvard,'30, by 3 yds.; third, Arthur D. Keown, Princeton,'32, by 11 ft.; fourth, Richard L. Lacey, Colgate,'32, by 14 ft.; fifth, John G. Harwood, Syracuse,'30, by 5 yds. Time, 22.2s.

HEAT 3—Won by George N. Stevens, Dartmouth,'31; second, Theodore W. Graham, Syracuse,'31, by 1 ft.; third, Carl H. Meinig, Cornell,'31, by 4 1/2 ft.; fourth, Victor Burke, Georgetown,'32, by 2 yds.; fifth, George G. Kirstein, Harvard,'32, by 8 ft. Time, 22.1s.

HEAT 4—Won by John B. Morrison, Stanford,'30; second, Thomas F. Mason, Harvard,'30, by 4 ft.; third, Norman E. St. Clair, Syracuse,'30, by 5 1/2 ft.; fourth, Horace B. Whitney, Colgate,'32, by 2 yds.; fifth, Joseph G. Horne, Princeton,'31, by 8 ft. Time, 22.3s.

HEAT 5—Won by Edward Tolan, Michigan,'31; second, James F. Howell, Stanford,'31, by 2 1/2 ft.; third, Harris Sachs, Pennsylvania,'31, by 10 ft.; fourth, Isidore Fogel, N.Y.U., '32, by 14 ft.; fifth, George T. Simons, Fordham,'30, by 16 ft. Time, 22.2s.

HEAT 6—Won by Hector M. Dyer, Stanford,'31; second, George F. Troy, Brown,'31, by 3 yds.; third, Dale Seymour, Michigan,'30, by 5 yds.; fourth, Eliot W. Remick, Harvard,'30, by 7 ds. Time, 21.7s.

SEMI-FINALS.

HEAT 1—Won by Hector M. Dyer, Stanford,'31; second, George N. Stevens, Dartmouth,'31, by 1 ft.; third, William C. Kastler, Pennsylvania,'30, by 2 ft.; fourth, Thomas F. Mason, Harvard,'30, by 2 1/2 ft.; fifth, Benjamin H. Hand, Princeton,'32, by 4 ft.; sixth, Theodore W. Graham, Syracuse,'31, by 2 yds. Time, 22s.

HEAT 2—Won by George F. Troy, Brown,'31; second, Edward Tolan, Michigan,'31, by 5½ft.; third, James F. Howell, Stanford,'31, by 3yds.; fourth, Vincent L. Hennessy, Harvard,'30, by 10ft.; fifth, George A. Morin, Holy Cross,'31, by 12ft. Time, 21.6s.

## 440 YARDS RUN.

FINAL—Won by Charles H. Engle, Yale,'30; second, Theodore W. Graham, Syracuse,'31, by 2ft.; third, Victor E. Williams, Southern California,'31, by 4ft.; fourth, Horace B. Whitney, Colgate,'32, by 5ft.; fifth, Bernard P. McCafferty, Holy Cross,'32, by 3yds. Also competed—Thomas S. Bowie, Union,'30 (sixth place by 10ft.); S. Lewis Elmer, Jr., Cornell,'31; John A. McCague, Union,'32; John B. Watrous, Syracuse,'31. Time, 48.2s.

## TRIAL HEATS.

HEAT 1—Won by Charles H. Engle, Yale,'30; second, Thomas S. Bowie, Union,'30, by 3½yds.; third, Victor Burke, Georgetown,'32, by 6yds.; fourth, John Trachy, N.Y.U.,'31, by 7yds. Also competed—Francis E. Cummings, Harvard,'30; Alvin A. Hables, Stanford,'32; John W. Jewett, M.I.T.,'32; Robertson Pratt, Columbia,'31. Time, 48.9s.

HEAT 2—Won by Theodore W. Graham, Syracuse,'31; second, John A. McCague, Union,'32, by 5yds.; third, Harold F. Klumbach, Holy Cross,'30, by 6yds.; fourth, Arthur Woessner, Southern California,'32, by 7½yds. Also competed—Edwin Heger, Columbia,'32; Arthur D. Keown, Princeton,'32; John O. Niles, Harvard,'32; Malcolm L. Pratt, Dartmouth,'31; Horace W. Steel, Pennsylvania,'32. Time, 49.5s.

HEAT 3—Won by Bernard P. McCafferty, Holy Cross,'32; second, John B. Watrous, Syracuse,'31, by 2yds.; third, John B. Morrison, Stanford,'30, by 4yds.; fourth, Dale Seymour, Michigan,'30, by 5½yds. Also competed—Arthur Briggs, Georgetown,'32; Sidney R. Foster, Bowdoin,'31; Joseph G. Horne, Princeton,'31; Francis J. McLoughlin, Pennsylvania,'31. Time, 49.2s.

HEAT 4—Won by Victor E. Williams, Southern California,'31; second, S. Lewis Elmer, Jr., Cornell,'31, by 3½yds.; third, Horace B. Whitney, Colgate,'32, by 4½yds.; fourth, Norman E. St. Clair, Syracuse,'30, by 5yds. Also competed—William B. Mulcahy, Boston College,'30; Edwin Russell, Michigan,'32; Maynor B. Shore, Stanford,'31; Morris G. Talcott, Yale,'31. Time, 48.9s.

## 880 YARDS RUN.

FINAL—Won by Russell H. Chapman, Bates,'31; second, David Cobb, Harvard,'31, by 14yds.; third, George Bullwinkle, C.C.N.Y.,'31, by 15yds.; fourth, William P. McGeagh, Southern California,'32, by 15½yds.; fifth, Albert J. Drake, Colgate,'32, by 17yds. Also competed—Lewis H. Hackney, Michigan State,'30; Walter J. Langley, Dartmouth,'32; Alfred R. Sumner, Yale,'31; David W. Swanson, Michigan State,'32. Time, 1m. 52.4s.

## TRIAL HEATS.

HEAT 1—Won by George Bullwinkle, C.C.N.Y.,'31; second, Walter J. Langley, Dartmouth,'32, by 15yds.; third, Alfred R. Sumner, Yale,'31, by 17yds.; fourth, Richard L. Berry, M.I.T.,'30, by 19yds.; fifth, Marvin C. Demler, N.Y.U.,'31, by 20yds. Also competed—George A. Bachman, Penn State,'30; James W. King, Penn State,'31; Clayton Knowles, Columbia,'31; Alfred S. Mills, Princeton,'31; Fred P. Pomphrey, N.Y.U.,'32. Time, 1m. 54.7s.

HEAT 2—Won by Russell H. Chapman, Bates,'31; second, William P. McGeagh, Southern California,'32, by 4½yds.; third, Lewis H. Hackney, Michigan State,'30, by 4¾yds.; fourth, James J. Kelly, Georgetown,'32, by 5yds.; fifth, Fred B. Tuttle, Yale,'30, by 7yds. Also competed—Spencer E. Cram, Dartmouth,'31; Philip S. Dalton, Harvard,'32; John H. Pearson, Harvard,'32; Milton Sandler, N.Y.U.,'32; Charles E. Treman, Jr., Cornell,'30. Time, 1m. 56.8s.

HEAT 3—Won by David Cobb, Harvard,'31; second, Albert J. Drake, Colgate,'32, by 10ft.; third, David W. Swanson, Michigan State,'32, by 11ft.; fourth, Walter Gassner, N.Y.U.,'30, by 12ft.; fifth, Frederick G. Dulaff, Cornell,'30, by 15ft. Also competed—Hersters Barres, Yale,'32; Daniel Hutner, N.Y.U.,'32; John B. Kerr,

Pennsylvania,'32; John J. O'Connell, Columbia,'31; John B. Watrous, Syracuse,'31; Julius Zellman, California,'31. Time, 1m. 59s.

## ONE MILE RUN.

Won by George Bullwinkle, C.C.N.Y.,'31; second, Norwood P. Hallowell, Harvard,'30, by 4yds.; third, William J. McKniff, Pennsylvania,'32, by 9yds.; fourth, Wallace E. Viles, Bates,'31, by 13yds.; fifth, Carl A. Coan, Pennsylvania,'32, by 18yds.; sixth, Joseph Hickey, N.Y.U.,'30, by 20yds. Time, 4m. 18.8s.

ALSO COMPETED—Richard C. Aldrich, Harvard,'31; Charles W. Aussicker, Union,'31; Patrick J. Christopher, Manhattan,'31; Howard P. Dawson, Princeton,'32; John J. Farrell, Manhattan,'30; Joseph W. Fobes, Harvard,'32; Loring Fullerton, Michigan State,'32; Clifford J. Halstead, Southern California,'32; H. Lee Hansen, Southern California,'30; Joseph G. Huckins, Dartmouth,'31; James J. Kelly, Georgetown,'32; James W. King, Penn State,'31; William F. Madden, Holy Cross,'31; James F. Maloney, N.Y.U.,'32; Albert F. Martin, Cornell,'32; Brendan J. Moynahan, Boston College,'32; Willard Somers, Columbia,'32; Ridgway Spencer, Princeton,'30; Alfred M. Vinton, Harvard,'30.

## TWO MILE RUN.

Won by Joseph W. Hagen, Columbia,'30; second, Charles A. Meisinger, Penn State,'32, by 2ft.; third, Richard J. Detwiler, Penn State,'31, by 15yds.; fourth, Lauren P. Brown, Michigan State,'30, by 19yds.; fifth, Samuel R. Levering, Cornell,'30, by 25yds.; sixth, Earl B. Pattison, Cornell,'30; seventh, Clark S. Chamberlain, Michigan State,'32. Time, 9m. 26.8s.

ALSO COMPETED—George N. Barrie, Harvard,'32; Sturtevant Burr, Harvard,'31; Bay E. Estes, Harvard,'32; John A. Fortier, Manhattan,'30; Joseph M. Fox, Harvard,'32; Edward P. Joyce, Columbia,'30; Nathan Lerner, N.Y.U.,'31; Francis C. Lindsay, Maine,'30; Edwin Madden, Cornell,'31; Albert F. Ranney, Cornell,'32; Paul E. Rekers, Penn State,'31; Roland C. Ritchie, Pennsylvania,'32; Jules Shapiro, N.Y.U.,'30; Merriam Wheelwright, Harvard,'32.

## 120 YARD HURDLES.

FINAL—Won by Eugene E. Record, Harvard,'32; second, Edward E. Welch, Southern California,'32, by 6ft.; third, George H. Stollwerck, Colgate,'30, by 2½yds.; fourth, Walter C. Heasley, Cornell,'30, by 4yds. Time, 14.8s.

ALSO COMPETED—Rogers P. Smith, Stanford,'31, disqualified for leaving track.

## TRIAL HEATS.

HEAT 1—Won by Alfonso L. Pocolotti, California,'30; second, Walter C. Heasley, Cornell,'30, by 6in.; third, Kenneth W. Yarger, Michigan State,'31, by 3yds.; fourth, Henry H. Caffee, Harvard,'31, by 3½yds. Time, 15.3s.

HEAT 2—Won by Rogers P. Smith, Stanford,'31; second, Francis J. Mardulier, Harvard,'30, by 2ft.; third, Charles Stanwood, Bowdoin,'32, by 2yds.; fourth, Paul D. Brentlinger, Syracuse,'31, by 4yds. Time, 15.3s.

HEAT 3—Won by Edward E. Welch, Southern California,'32; second, Arthur G. DeVoe, Yale,'31, by 1yd.; third, Wendell C. Aldred, Pennsylvania,'32, by 3yds. Time, 15.4s.

HEAT 4—Won by George H. Stollwerck, Colgate,'30; second, George H. Clark, Cornell,'31, by 2ft.; third, John B. Trittle, Yale,'32, by 6ft.; fourth, Edward B. Cole, Harvard,'32, by 4½yds. Time, 15.6s.

HEAT 5—Won by Eugene E. Record, Harvard,'32; second, Hugh M. Alcorn, Dartmouth,'30, by 1yd.; third, Harmar Brereton, Yale,'31, by 3yds. Time, 15.3s.

## SEMI-FINAL HEATS.

HEAT 1—Won by Edward E. Welch, Southern California,'32; second, Walter C. Heasley, Cornell,'30, by 2ft.; third, Alfonso L. Pogolotti, California,'30, by 5ft.; fourth, Francis J. Mardulier, Harvard,'30, by 7ft.; fifth, Hugh M. Alcorn, Dartmouth,'30, by 8ft. Time, 14.9s.

HEAT 2—Won by Eugene E. Record, Harvard,'32; second, George H. Stollwerck, Colgate,'30, by 3ft.; third, George H. Clark, Cornell,'31, by 6ft.; fourth, Rogers P. Smith, Stanford,'31, by 9ft.; fifth, Arthur G. DeVoe, Yale,'31, by 12ft. Time, 15s.

RUN-OFF HEAT (between third and fourth men of semi-finals for fifth race)—Won by Rogers P. Smith, Stanford,'31; second, Alfonso L. Pogolotti, California,'30, by 6ft.; third, Francis J. Mardulier, Harvard,'30, by 8ft.; fourth, George H. Clark, Cornell,'31, by 11ft. Time, 15.1s.

## 220 YARD HURDLES.

FINAL—Won by William H. Carls, Southern California,'32; second, Ernest A. Payne, Southern California,'31, by 5ft.; third, John W. Lincoln, Princeton,'30, by 2½yds.; fourth, George H. Stollwerck, Colgate,'30, by 3yds.; fifth, Eugene E. Record, Harvard,'32, by 11ft. Time, 23.7s.

## TRIAL HEATS.

HEAT 1—Won by George H. Stollwerck, Colgate,'30; second, Hugh M. Alcorn, Dartmouth,'30, by 7ft.; third, Warren C. Rowe, Harvard,'31, by 10ft.; fourth, Sydney B. Kieselhorst, Yale,'30, by 12ft.; fifth, Charles F. Stanwood, Bowdoin,'32, by 14ft. Time, 24.3s.

HEAT 2—Won by Eugene E. Record, Harvard,'32; second, Alfonso L. Pogolotti, California,'30, by 11ft.; third, Roland F. Roche, N.Y.U.,'32, by 14ft.; fourth, Alfred W. Nisbit, Stanford,'31, by 15ft.; fifth, Joseph H. Wiseman, Columbia,'32, by 17ft. Time, 24.8s.

HEAT 3—Won by Ernest A. Payne, Southern California,'31; second, Francis J. Mardulier, Harvard,'30, by 3yds.; third, Sherwood W. Smith,'30, by 11ft.; fourth, George H. Clark, Cornell,'31, by 6yds.; fifth, Kenneth W. Yarger, Michigan State,'31, by 7yds. Time, 24.5s.

HEAT 4—Won by John W. Lincoln, Princeton,'30; second, Harold L. Fates, Yale,'32, by 10ft.; third, Edward B. Cole, Harvard,'32, by 15ft.; fourth, Stanley Fisher, Bates,'30, by 18ft.; fifth, William H. Buch, Pennsylvania,'30, by 19ft. Time, 24.6s.

HEAT 5—Won by William H. Carls, Southern California,'32; second, Solomon H. Furth, N.Y.U.,'30, by 2yds.; third, Robert J. Sullivan, Boston College,'31, by 5yds.; fourth, John B. Trittle, Yale,'32, by 6yds.; fifth, Paul D. Brentlinger, Syracuse,'31, by 6½yds. Time, 25.2s.

## SEMI-FINAL HEATS.

HEAT 1—Won by Ernest A. Payne, Southern California,'31; second, John W. Lincoln, Princeton,'30, by 6in.; third, George H. Stollwerck, Colgate,'30, by 2yds.; fourth, Francis J. Mardulier, Harvard,'30, by 4yds. Time, 23.9s.

HEAT 2—Won by Eugene E. Record, Harvard,'32; second, William H. Carls, Southern California,'32, by 6in.; third, Alfonso L. Pogolotti, California,'30, by 4ft.; fourth, Harold L. Fates, Yale,'32, by 2yds.; fifth, Hugh M. Alcorn, Dartmouth,'30, by 2½yds. Time, 24.3s.

RUN-OFF HEAT (between third and fourth men of semi-finals for fifth race)—Won by George H. Stollwerck, Colgate,'30; second, Francis J. Mardulier, Harvard,'30, by 4ft.; third, Alfonso J. Pogolotti, California,'30, by 8ft.; fourth, Harold L. Fates, Yale,'32, by 10ft. Time, 24.5s.

## SHOT PUT.

Won by Harlow P. Rothert, Stanford,'30, 52ft. ¼in.; second, Eric C. W. Krenz, Stanford,'30, 50ft. 6¼in.; third, Lawrence H. Levy, Cornell,'30, 48ft. 9½in.; fourth, Bernard E. Berlinger, Pennsylvania,'31, 48ft. 7½in.; fifth, Robert H. Hall, Southern California,'32, 48ft. ½in. (Intercollegiate and Collegiate records.)

OTHER PERFORMANCES—George C. Grey, Stanford,'32, 46ft. 11in.; Leo Sexton, Georgetown,'30, 46ft. 3¼in.; Herbert Fleishhacker, Jr., Stanford,'31, 45ft. 1in.; James Stewart, Southern California,'32, 44ft. 4in.; Otto B. Schoenfeld, Cornell,'32, 43ft. 9½in.; Abe Rosen, N.Y.U.,'32, 43ft. 1¼in.; George W. Kuehn, Harvard,'32, 43ft. ½in.; Booker Brooks, Michigan,'31, 42ft. 11in.; Eli A. Fischer, Rutgers,'32, 42ft. 9½in.; Gabriel Bronberg, Dartmouth,'31, 42ft. 5¾in.; Joseph E. Uiblein, Yale,'32, 42ft. 5½in.; Henry J. Baker, Holy Cross,'31, 42ft. 1in.; Josiah W. Potter, Harvard,'30, 41ft. 7in.

## JAVELIN THROW.

Won by Kenneth M. Churchill, California,'31, 212ft. 5in.; second, Jesse P. Mortensen, Southern California,'30, 203ft. 4¾in.; third, David W. Myers, N.Y.U.,'30, 198ft. 1½in.; fourth, Emery J. Curtice, California,'30, 195ft. 11in.; fifth, James J. Snider, Southern California,'32, 194ft. 7½in. (Intercollegiate and Collegiate records.)

OTHER PERFORMANCES—Anthony Ghillany, Columbia,'30, 185ft. 3¾in.; John A. Robertson, M.I.T.,'32, 183ft. 10in.; William D. Musser, Penn State,'31, 181ft. 2in.

NOT MEASURED—George Buerman, Princeton,'32; Philip S. Carr, Yale,'31; Howard Hick, N.Y.U.,'32; Robert E. Lee, Dartmouth,'31; John S. Marsh, Harvard,'32; Nicholas C. Northrup, Cornell,'30; Melvin T. Treworgy, Colby,'31; Mark Tyson, Yale,'32.

## POLE VAULT.

Won by Oscar Sutermeister, Harvard,'32, 13ft. 6in.; tied for second, Bernard E. Berlinger, Pennsylvania,'31, John W. Berry, Stanford,'30, Peter D. Chlentzos, Southern California,'32, Everett L. Colver, Cornell,'31, William A. Cone, Yale,'30, William B. Hubbard, Southern California,'31, William D. Livingston, Southern California,'30, and John L. Pottle, Michigan,'31, at 13ft.

OTHER PERFORMANCES—William Koblik, California,'32, George F. Pool, California,'31, Frederick W. Squires, Yale,'32, 12ft. 6in.; Willard D. Smith, Jr., Pennsylvania,'32, 12ft.; Charles E. Dunlap, Harvard,'32, Albert K. Noyes, Dartmouth,'31, John M. Ranck, Princeton,'32, 11ft. 6in.

## RUNNING HIGH JUMP.

Won by William B. O'Connor, Columbia,'32, 6ft. 3in.; second, James Stewart, Southern California,'32, 6ft. 2in.; tie for third, Theodore Avery, Yale,'32, George W. Kuehn, Harvard,'32, John H. Moody, Dartmouth,'31, Robert Van Osdal, Southern California,'32, 6ft. 1in.

OTHER PERFORMANCES—Bernard E. Berlinger, Pennsylvania,'31, Edward H. Ebelhare, Cornell,'32, Herbert H. Faber, Princeton,'30, William B. Newkirk, Pennsylvania,'31, Tolbert N. Richardson, Yale,'32, Cecil T. Russell, Brown,'30, and George V. Wolf, Yale,'30, at 5ft. 11in.; Ferdinand E. Babor, C.C.N.Y.,'31, Philip S. Benjamin, M.I.T.,'31, Leo Bernson, N.Y.U.,'31, George Chalmers, N.Y.U.,'32, Richard L. Lacey, Colgate,'32, Charles E. O'Connor, Maine,'31, William M. Palmer, Penn State,'32, Leo Sexton, Georgetown,'30, and Arnold J. West, Stanford,'31, at 5ft. 9in.; Harold Abel, Syracuse,'31, Philip S. Brown, Harvard,'30, Norman P. Beveridge, Harvard,'32, David A. Herman, Harvard,'32, George E. Mobley, Penn State,'30, and Richard B. Rice, California,'32, at 5ft. 6in.

## DISCUS THROW.

Won by Eric C. W. Krenz, Stanford,'30, 163ft. 7¾in.; second, Earle R. Gowell, Maine,'30, 159ft. 11½in.; third, Robert H. Hall, Southern California,'32, 155ft. 3¾in.; fourth, Harlow P. Rothert, Stanford,'30, 153ft. 7¾in.; fifth, Booker Brooks, Michigan,'31, 150ft. 1in.

OTHER PERFORMANCES—Harry Schneider, N.Y.U.,'31, 149ft. 1¼in.; Robert F. Jones, Stanford,'32, 145ft. 2½in.; J. Howard Morris, Jr., Haverford,'30, 144ft.

3¼ in.; Fred Steiner, Pennsylvania,'31, 141ft. 10¼ in.; George C. Grey, Stanford,'32, 140ft. 1in.; Theodore Avery, Yale,'32, 139ft. 2in.; James Stewart, Southern California,'32, 137ft. 3½ in.; Ray E. Tandy, Stanford,'30, 135ft. 4in.; Otto B. Schoenfeld, Cornell,'32, 135ft. 1¼ in.; Thomas G. Upton, Harvard,'31, 130ft. 7¾ in.; Robert E. Lee, Dartmouth,'31, 125ft. 6in.; Leo Sexton, Georgetown,'30, 119ft. 10½ in.; Joseph E. Uihlein, Yale,'32, 117ft. 9in.; Eli A. Fischer, Rutgers,'32, 116ft. 10½ in.; James A. Deering, Yale,'32, 116ft. 2in.; Mark Tyson, Yale,'32, 113ft. ½ in.

RUNNING BROAD JUMP.

Won by Arnold J. West, Stanford,'31, 24ft. 7¾ in.; second, Solomon H. Furth, N.Y.U.,'30, 24ft. 7in.; third, Virgil C. Dowell, Stanford,'30, 24ft. 5¾ in.; fourth, Howard M. Paul, Southern California,'31, 24ft. 4¾ in.; fifth, Lamoine E. Boyle, Pennsylvania,'31, 24ft. 1¾ in.

OTHER PERFORMANCES—Theodore H. Smith, Syracuse,'31, 24ft. 1¾ in.; Richard A. Barber, Southern California,'32, 24ft. 1in.; Frank E. Benjamin, Syracuse,'31, 23ft. 4¾ in.; Charles W. Summerill, Princeton,'32, 23ft. 3¾ in.; Philip Bernstein, N.Y.U.,'31, 23ft. ¾ in.; Charles E. O'Connor, Maine,'31, 22ft. 9¾ in.; Warren C. Rowe, Harvard,'31, 22ft. 7in.; Roger B. Donner, Dartmouth,'31, 22ft. 5¾ in.; Wallace P. Butler, Stanford,'32, 22ft. 1½ in.; Robley C. Williams, Cornell,'31, 21ft. 11in.; Kenneth T. White, Brown,'31, 21ft. 4½ in.; Charles F. Hartnett, Harvard,'32, 20ft. 2in.; Cornelius A. Wickersham, Harvard,'32.

HAMMER THROW.

Won by Frank N. Connor, Yale,'30, 177ft. 10¾ in.; second, John T. Campbell, Michigan,'32, 167ft. 5½ in.; third, Paul N. Vonckx, Harvard,'31, 165ft. 6in.; fourth, Edward F. Flanagan, Holy Cross,'31, 160ft. 10¼ in.; fifth, Victor R. King, Dartmouth,'31, 159ft. 9in.

OTHER PERFORMANCES—Frank J. Weis, Cornell,'30, 151ft. 5in.; Delma Galbraith, Bowdoin,'32, 147ft. 8in.; Gordon H. Ellis, Cornell,'32, 140ft. 6¾ in.; Charles D. Morrill, Penn State,'31, 140ft. 4¾ in.; George F. Sprague, Colby,'31, 140ft. 4¾ in.; Robert B. Lunt, Colby,'30, 138ft. 1in.

POINT SCORE—I.C.A.A.A. TRACK AND FIELD MEET, 1930.

| College        | 100 Yards | 220 Yards | 440 Yards | 880 Yards | 1 Mile | 2 Miles | 120 Hurdles | 220 Hurdles | Shot Put | High Jump | Broad Jump | Javelin | Pole Vault | Discus | Hammer | Total |
|----------------|-----------|-----------|-----------|-----------|--------|---------|-------------|-------------|----------|-----------|------------|---------|------------|--------|--------|-------|
| So. California | 6         |           | 3         | 2         |        |         | 4           | 9           | 1        | 5½        | 2          | 5       | 3¾         | 3      |        | 44¼   |
| Stanford       | 5         | 6         |           |           |        |         |             | 9           |          | 1½        | 8          |         | 1½         | 7      |        | 36½   |
| Harvard        |           |           | 4         |           | 4      |         |             |             |          | 1½        |            |         | 5½         | 4      | 3      | 23½   |
| Michigan       | 4         | 4         |           |           |        |         |             |             |          |           |            |         | 1½         | 1      | 4      | 14¾   |
| Yale           |           |           | 5         |           |        |         |             |             |          | 1½        |            |         | 1½         |        | 5      | 12¾   |
| Columbia       |           |           |           |           |        | 5       |             |             |          | 5         |            |         |            |        |        | 10    |
| Pennsylvania   |           |           |           |           | 4      |         |             |             | 2        |           | 1          |         | 1½         |        |        | 8½    |
| C.C.N.Y.       |           |           |           |           | 5      |         |             |             |          |           |            |         |            |        |        | 8     |
| Colgate        |           |           | 2         | 1         |        |         |             |             |          |           |            |         |            |        |        | 8     |
| Cornell        |           |           |           |           |        | 1       | 2           | 3           |          |           |            |         | 1½         |        |        | 7½    |
| Bates          |           |           |           | 5         | 2      |         |             |             |          |           |            |         |            |        |        | 7     |
| California     |           |           |           |           |        |         |             |             |          |           |            | 7       |            |        |        | 7     |
| N.Y.U.         |           |           |           |           |        |         |             |             |          |           | 4          | 3       |            |        |        | 7     |
| Penn State     |           |           |           |           |        | 7       |             |             |          |           |            |         |            |        |        | 7     |
| Dartmouth      |           | 3         |           |           |        |         |             |             |          | 1½        |            |         |            |        | 1      | 5½    |
| Maine          |           |           |           |           |        |         |             |             |          |           |            |         |            | 4      |        | 4     |
| Syracuse       |           |           | 4         |           |        |         |             |             |          |           |            |         |            |        |        | 4     |
| Holy Cross     |           |           |           | 1         |        |         |             |             |          |           |            |         |            |        | 2      | 3     |
| Princeton      |           |           |           |           |        |         | 3           |             |          |           |            |         |            |        |        | 3     |
| Brown          |           | 2         |           |           |        |         |             |             |          |           |            |         |            |        |        | 2     |
| Michigan State |           |           |           |           |        | 2       |             |             |          |           |            |         |            |        |        | 2     |

TENTH ANNUAL INDOOR CHAMPIONSHIP ATHLETIC MEETING.

The 1931 Indoor Meet was held on March 7, at the 102d Engineers Armory, New York City. Every year it has been necessary to note that the meet was much improved over the previous year. This year's meet furnished the most brilliant set of performances and the most remarkable outpouring of enthusiastic spectators that the Association has ever seen. With the Armory jammed to more than its proper capacity, one record after another was smashed until only four on the whole list were left intact.

We have become accustomed to examine watches microscopically to see if the necessary tenth or fifth had been attained to smash a record. This year, however, the Two Mile record was broken by 5 seconds, the One Mile by 2.6 seconds, the One Mile Relay by 2.8 seconds and the Freshman Medley Relay by 2.5 seconds.

The meet was won by Pennsylvania with a total score of 38-1/10 points, the largest in the history of the Indoor Meet, by a team composed of men who were responsible for the breaking of four records, the One Mile Run, the One Mile Relay, the 35-lb. Weight and the Pole Vault. Outstanding among these men was Bernard E. Berlinger, a senior, who broke the Pole Vault record with Everett L. Colyer of Cornell, at 13 feet 8¼ inches; who won the Shot Put and tied for fifth place in the High Jump. During his three years of competition Berlinger made an incidental record of scoring the greatest number of points, 27¼, which any man has scored in the Indoor Meet, displacing the figures of 25 points scored by Sol Furth, of N.Y.U. His total for this year's meet was 10 points.

Harvard was second with 19 points, scored by nine men in five different events, including the splendid performance of Eugene Record in winning the hurdles. Cornell, tied for first place last year with Pennsylvania, was third, with 17-7/10 points, scored by eight men, including Colyer with his record-breaking performance in the Pole Vault. New York University was fourth, with 12 points made by five men. Georgetown was fifth, with 11 points made in three events.

Many little improvements had been provided, suggested by the experience of former years. The High Jump platform had been filled out to cover a solid area rather than the skeleton form. A new Pole Vault runway had been constructed. The Pole Vault and Broad Jump pits had been filled with earth rather than sand and sawdust. Carefully prepared slips had been provided for the judges for recording their results and a new type of High Jump mat, which seemed to give general satisfaction, was used in place of the old-fashioned sawdust pit. As usual, the meet started on the dot of eight o'clock and was conducted with the customary precision and absence of delay.

The first record to go was that of the 35-lb. Weight, conducted in the afternoon, in which Fred A. Steiner, of Pennsylvania, won with a magnificent throw of 54 feet 9 inches, displacing the record of Norwood G. Wright of Cornell, 53 feet 11¼ inches, made in 1928. The first record in the evening was the Mile, which Carl A. Coan of Pennsylvania won in

4 minutes 15.2 seconds, breaking by 2.6 seconds the performance of James J. Connolly of Georgetown, which had stood since 1923. Manhattan College, a newcomer in the winners' column, provided the next record, winning the Freshman Medley Relay in 7 minutes 39.3 seconds, wiping out Pennsylvania's old record of 7 minutes 41.8 seconds. The next record performance was that of Aloysius J. Kelly of Georgetown, who equaled the record for the 70 Yard Dash with his 7.1 seconds. The next record to go was the Two Mile Run in which Joseph P. McCluskey of Fordham, a sophomore and a newcomer to the indoor ranks, created a new mark of 9 minutes 17.8 seconds, or just 5 seconds lower than Paul E. Rekers' of Penn State performance of last year. Everett E. Utterback of Pittsburgh broke his old record of 23 feet 5½ inches in the Broad Jump with a splendid leap of 23 feet 9¾ inches. The last track event furnished not only the most exciting contest but perhaps the most impressive record, for Pennsylvania in winning the One Mile Relay in 3 minutes 17.8 seconds broke both the Intercollegiate and World indoor records. The record which aroused the most popular interest after the close of all the running events was the Pole Vault, in which Bernard E. Berlinger and Everett L. Colyer raised the former record of 13 feet 7¾ inches, made by Frederic H. Sturdy of Yale to 13 feet 8¼ inches.

While the Association has discouraged special events, it has always believed in affording to its undergraduates the courtesy of its splendid track and it therefore extended to Russell H. Chapman, Bates,'31, Philip A. Edwards, N.Y.U.,'29, Wallace E. Viles, Bates,'31, Frank Nordell, N.Y.U.,'34, and Charles Thompson of Northeastern an invitation to attempt to break the Indoor 880 Yard record. Chapman, who was ineligible to run for Bates as a senior, had justified the expectation that he was capable of breaking the record of 1 minute 51.4 seconds. The race was added to the end of the program. The lead was taken at the gun by Phil Edwards. At the second lap Chapman rushed to the front and from that point on was never headed. The first quarter was run in 55.6 seconds, and if it had not been for the slowness of this quarter there can be little doubt that the record would have been shattered. As it was, the time of 1 minute 51.5 seconds was just one-tenth of a second slower than the world's record performance of Lloyd Hahn, made on the same track in 1928, and was the second fastest half mile ever run indoors or outdoors.

The record of individuals entered, the number of actual starters and starts were as follows:

|                | Entries | Starters | Starts |              | Entries | Starters | Starts |
|----------------|---------|----------|--------|--------------|---------|----------|--------|
| Boston College | 20      | 7        | 7      | Haverford    | 2       | 2        | 2      |
| Bowdoin        | 12      | 5        | 5      | Holy Cross   | 17      | 7        | 7      |
| Brown          | 18      | 9        | 9      | Manhattan    | 25      | 15       | 17     |
| Colby          | 11      | 4        | 5      | N.Y.U.       | 39      | 19       | 21     |
| Colgate        | 8       | 5        | 5      | Penn State   | 24      | 9        | 9      |
| C.C.N.Y.       | 4       | 4        | 4      | Pennsylvania | 44      | 22       | 25     |
| Columbia       | 49      | 20       | 20     | Pittsburgh   | 5       | 1        | 1      |
| Cornell        | 65      | 23       | 25     | Princeton    | 64      | 16       | 18     |
| Dartmouth      | 47      | 17       | 17     | Syracuse     | 23      | 10       | 10     |
| Fordham        | 8       | 6        | 6      | Union        | 10      | 4        | 4      |
| Georgetown     | 9       | 7        | 12     | Williams     | 5       | 2        | 2      |
| Harvard        | 49      | 20       | 21     | Yale         | 52      | 20       | 21     |

Total entries, 615; starters, 254; starts 273.

70 YARDS DASH.

FINAL—Won by Aloysius J. Kelly, Georgetown,'33; second, John B. Hawes, Harvard,'32, by 6 in.; third, Arthur L. Watkins, Harvard,'31, by 1 ft.; fourth, Bernard J. Krosney, N.Y.U.,'33, by 2 ft.; fifth, George F. Troy, Brown,'31, by 2½ ft. Also competed—Arthur C. Walsh, Yale,'33, by 3 ft. Time, 7.1s.

TRIAL HEATS.

HEAT 1—Won by John H. MacDonald, Yale,'31; second, Isadore Fogel, N.Y.U.,'32, by 3 ft.; third, Edgar W. Kline, Colgate,'31, by 4 ft.; fourth, Charles R. MacInness, Princeton,'31, by 10 ft.; fifth, Robert O. Rice, Haverford,'31, by 13 ft.; sixth, Edward F. Sullivan, Union,'33. Time, 7.3s.

HEAT 2—Won by George F. Troy, Brown,'31; second, Ben H. Hand, Princeton,'32, by 2½ ft.; third, Carl H. Meinig, Cornell,'34, by 3 ft.; fourth, Louis G. Torrieri, Manhattan,'33, by 3½ ft.; fifth, Norwood P. Beveridge, Harvard,'32, by 4½ ft.. Time, 7.4s.

HEAT 3—Won by George N. Stevens, Dartmouth,'31; second, Walter M. Boyd, Yale,'33, by 1 ft.; third, Calvin W. Miller, Williams,'33, by 3¼ ft.; fourth, Edward D. Gasson, Princeton,'32, by 4½ ft.; fifth, John A. McCague, Union,'32, by 5 ft.; sixth, Alexander C. Forbes, Harvard,'32. Time, 7.4s.

HEAT 4—Won by John B. Hawes, Harvard,'32; second, A. Niles Schoening, Columbia,'33, by 4 ft.; third, Joseph Schwartz, C.C.N.Y.,'33, by 5½ ft.; fourth, Wallace W. Fullerton, Penn State,'31, by 6½ ft.; fifth, Arthur G. Heil, Manhattan,'32, by 8 ft. Time, 7.3s.

HEAT 5—Won by Arthur L. Watkins, Harvard,'31; second, Richard L. Lacy, Colgate,'32, by 3 ft.; third, Matthew W. Mautner, Pennsylvania,'32, by 3¼ ft.; fourth, James P. Townley, Princeton,'33, by 4 ft.; fifth, Sidney R. Foster, Bowdoin,'31, by 5½ ft.; sixth, Theodore Klisto, C.C.N.Y.,'33. Time, 7.3s.

HEAT 6—Won by Aloysius J. Kelly, Georgetown,'33; second, Nathan P. Dodge, Harvard,'33, by 6 ft.; third, Abner Kurtin, Columbia,'31, by 7 ft.; fourth, Chandler Hagen-Burger, Dartmouth,'33, by 8 ft.; fifth, Lester N. Yohe, Penn State,'33, by 9 ft.; sixth, Bernard M. Robbins, N.Y.U.,'31. Time, 7.3s.

HEAT 7—Won by Bernard J. Krosney, N.Y.U.,'33; second, Arthur C. Walsh, Yale,'33, by 4 ft.; third, Robert C. Maxon, Union,'31, by 6 ft.; fourth, Thomas O'Brien, Boston College,'31, by 7 ft. Time, 7.3s.

SPECIAL HEAT FOR THIRD MEN—Won by Carl H. Meinig, Cornell,'31; second, Calvin W. Miller, Williams,'33, by 6 in.; third, Abner Kurtin, Columbia,'31, by 1 ft.; fourth, Matthew W. Mautner, Pennsylvania,'32, by 1½ ft.; fifth, Robert C. Maxon, Union,'31, by 2 ft. Time, 7.5s.

SEMI-FINAL HEATS.

HEAT 1—Won by Aloysius J. Kelly, Georgetown,'33; second, George F. Troy, Brown,'31, by 1 ft.; third, John H. MacDonald, Yale,'31, by 2 yds.; fourth, Calvin W. Miller, Williams,'33, by 8 ft.; fifth, Nathan P. Dodge, Harvard,'33, by 9 ft.; sixth, Isadore Fogel, N.Y.U.,'32, by 4 yds. Time, 7.2s.

HEAT 2—Won by Arthur L. Watkins, Harvard,'31; second, Arthur C. Walsh, Yale,'33, by 4 ft.; third, Ben H. Hand, Princeton,'32, by 5 ft.; fourth, Richard L. Lacy, Colgate,'32, by 6 ft.; fifth, A. Niles Schoening, Columbia,'33, by 8 ft. Time, 7.2s.

HEAT 3—Won by Bernard J. Krosney, N.Y.U.,'33; second, John B. Hawes, Harvard,'32, by 2 ft.; third, George N. Stevens, Dartmouth,'31, by 2½ ft.; fourth, Walter M. Boyd, Yale,'33, by 3 ft.; fifth, Carl H. Meinig, Cornell,'31, by 4 ft.; sixth, Joseph Schwartz, C.C.N.Y.,'33, by 6 ft. Time, 7.3s.

70 YARDS HURDLES.

FINAL—Won by Eugene E. Record, Harvard,'32; second, Arthur G. DeVoe, Yale,'31, by 4 ft.; third, Alexander E. Reidell, Columbia,'32, by 6 ft.; fourth, Harmar Brereton, Yale,'31, by 9 ft.; fifth, Arthur J. MacDonnell, Holy Cross,'32 (fell and walked in). Time, 8.7s.



## TRIAL HEATS.

HEAT 1—Won by Harmar Brereton, Yale,'31; second, Charles W. Summerill, Princeton,'32, by 2½ft.; third, Edward B. Cole, Harvard,'32, by 3¼ft.; fourth, Ray G. Walter, Pennsylvania,'33, by 5ft. Time, 9s.

HEAT 2—Won by Eugene E. Record, Harvard,'32; second, Edwin T. Bradley, Princeton,'31, by 2yds.; third, John V. Janis, Fordham,'32, by 2½yds.; fourth, Harry E. Hill, Jr., Penn State,'33, by 3yds.; fifth, DeForest B. Voorhees, Dartmouth,'33, by 10ft. Time, 9s.

HEAT 3—Won by Arthur G. DeVoe, Yale,'31; second, Charles F. Stanwood, Bowdoin,'32, by 3yds.; third, Joseph H. Wiseman, Columbia,'32, by 5yds.; fourth, Ralph C. Colyer, Cornell,'31, by 7yds. Time, 9s.

HEAT 4—Won by Arthur J. MacDonnell, Holy Cross,'32; second, John C. Grady, Harvard,'33, by 5yds.; third, John S. Crusoe, Brown,'33, by 16ft.; fourth, Henry O. Wakeman, Colgate,'32, by 17ft. Time, 8.7s.

HEAT 5—Won by John McDowell, Penn State,'31; second, Alexander E. Reidell, Columbia,'32, by 2ft.; third, Paul D. Brentlinger, Syracuse,'32, by 6ft.; fourth, Henry T. Updegrave, N.Y.U.,'32, by 8ft.; fifth, Edward G. Carey, Boston College,'33, by 3yds. Time, 9s.

HEAT 6—Won by David M. Watt, Princeton,'31; second, Wendell C. Aldred, Pennsylvania,'32, by 2ft.; third, Joseph A. Sawyer, Dartmouth,'32, by 4ft.; fourth, George S. Lockwood, Jr., Yale,'33, by 5ft. Time, 9.3s.

SPECIAL HEAT FOR THIRD MEN—Won by Paul D. Brentlinger, Syracuse,'32; second, Joseph H. Wiseman, Columbia,'32, by 2ft.; third, Edward B. Cole, Harvard,'32, by 4ft.; fourth, John V. Janis, Fordham,'32, by 6ft.; fifth, John S. Crusoe, Brown,'33, by 7ft. Time, 9.3s.

## FIRST SEMI-FINAL HEATS.

HEAT 1—Won by Arthur J. MacDonnell, Holy Cross,'32; second, Harmar Brereton, Yale,'31, by 1ft.; third, Charles F. Stanwood, Bowdoin,'32, by 4ft.; fourth, Charles W. Summerill, Princeton,'32, by 5ft.; fifth, Edward B. Cole, Harvard,'32, by 7ft. Time, 8.9s.

HEAT 2—Won by Eugene E. Record, Harvard,'32; second, John McDowell, Penn State,'31, by 2½yds.; third, Edwin T. Bradley, Princeton,'31, by 3yds.; fourth, Paul D. Brentlinger, Syracuse,'32, by 4yds.; fifth, Joseph H. Wiseman, Columbia,'32, by 4½yds. Time, 8.9s.

HEAT 3—Won by Arthur G. DeVoe, Yale,'31; second, Alexander E. Reidell, Columbia,'32, by 3ft.; third, David M. Watt, Princeton,'31, by 4yds.; fourth, John C. Grady, Harvard,'33, by 4½yds.; fifth, Wendell C. Aldred, Pennsylvania,'32, by 5yds. Time, 8.9s.

## SECOND SEMI-FINAL HEAT.

Won by Harmar Brereton, Yale,'31; second, Alexander E. Reidell, Columbia,'32, by 6in.; third, Charles F. Stanwood, Bowdoin,'32, by 1½ft.; fourth, John McDowell, Penn State,'31, by 2½ft.; fifth, Edwin T. Bradley, Princeton,'31, by 3¼ft. Time, 9.1s.

## ONE MILE RUN.

Won by Carl A. Coan, Pennsylvania,'32; second, George H. Bullwinkle, C.C.N.Y.,'31, by 19yds.; third, Bay E. Estes, Harvard,'32, by 25yds.; fourth, Arthur F. Martin, Cornell,'32, by 30yds.; fifth, James F. Maloney, Jr., N.Y.U.,'32, by 35yds.; sixth, William J. McKniff, Pennsylvania,'32, by 42yds. Time, 4m. 15.2s. (new intercollegiate record).

ALSO COMPETED—Lawrence W. Usher, Bowdoin,'32; Willard H. Somers, Columbia,'32; Arthur S. M. Wood, Columbia,'33; Matthew F. Blake, Holy Cross,'33; Samuel H. Grodman, N.Y.U.,'33; Charles R. King, Penn State,'33; Charles W. Ausicker, Union,'31; Thomas C. Sheffield, Yale,'32.

## TWO MILE RUN.

Won by Joseph P. McCluskey, Fordham,'33; second, Paul E. Rekers, Penn State,'31, by 17yds.; third, Albert F. Ranney, Cornell,'32, by 47yds.;

fourth, Roland C. Ritchie, Pennsylvania,'31, by 58yds.; fifth, Daniel E. Dean, Pennsylvania,'32, by 60yds.; sixth, Joseph M. Fox, Harvard,'32; seventh, Arthur Foote, Harvard,'33. Time, 9m. 17.8s. (new intercollegiate record).

ALSO COMPETED—Donald M. Christie, Colby,'32; Raymond A. Hildebrandt, Columbia,'33; Peter C. Rhodes, Columbia,'33; George B. Gildersleeve, Columbia,'32; Philip J. Shacklette, Manhattan,'31; George H. Barker, N.Y.U.,'33; Nathan H. Lerner, N.Y.U.,'31; Charles A. Meisinger, Penn State,'31; Richard J. Detwiler, Penn State,'31; Frank M. Bryan, Yale,'31.

## ONE MILE RELAY.

Won by Pennsylvania (John K. Edwards,'33; Horace W. Steel,'32; James C. Healey,'33; William A. Carr,'33); second, Holy Cross, by 4yds. (William J. Coakley,'33; George A. Morin,'31; John J. Holland,'32; Bernard P. McCafferty,'32); third, Syracuse, by 29yds. (Theodore H. Smith,'32; Harry F. Ronnie,'33; Theodore W. Graham,'31; John B. Watrous,'31); fourth, Georgetown, by 35yds. (Charles A. Carlin,'32; James J. Kelly,'32; John J. Mara,'32; Victor Burke,'32); fifth Dartmouth, by 40yds. (Malcolm L. Pratt,'31; Joseph W. Langley,'32; Elliot B. Noyes,'32; Leon F. Andrews,'31); sixth, Columbia (Morley Weir,'32; Charles H. Swan,'31; Edwin F. Heger,'32; Robertson Pratt,'31). Time, 3m. 17.8s. (new intercollegiate record).

## HEATS.

HEAT 1—Won by Holy Cross; second, Dartmouth, by 1yd.; third, Yale, by 10yds. (Seymour W. Beardsley,'33; Charles E. Smith,'33; Robert M. Ingham,'31; Morris G. Talcott,'31). Time, 3m. 25.8s.

HEAT 2—Won by Pennsylvania; second, Georgetown, by 6yds.; third, Princeton, by 12yds. (Cary N. Weisiger,'31; Walter E. Whitton,'33; Hollis H. Derby,'32; Charles E. Scarlett,'32); Bowdoin, by 30yds. (Sydney R. Foster,'31; Creighton E. Gatchell,'32; Gordon D. Briggs,'33; Harry W. Thistlewait,'32). Time, 3m. 24.6s.

HEAT 3—Won by Syracuse; second, Columbia, by 2yds.; third, New York University, by 10yds. (Roland F. Roche,'32; Frederick P. Pumphrey,'32; John A. Trachy,'31; Milton M. Sandler,'32). Time, 3m. 32.3s.

## TWO MILE RELAY.

Won by Boston College (John A. O'Brien,'32; Thomas F. Meagher,'31; Donald A. Fleet,'33; Brendan J. Moynahan,'32); second, Georgetown, by 15yds. (Charles A. Carlin,'32; James J. Kelly,'32; John J. Mara,'32; Victor Burke,'32); third, Princeton, by 18yds. (Edward O. Hopkins,'33; Howard P. Dawson,'32; Alfred S. Mills,'31; Otto E. Rosner,'31); fourth, Manhattan, by 24yds. (Patrick J. Christopher,'31; Vincent J. McArdle,'32; John J. Ryan,'33; Thomas J. Campbell,'33); fifth, Harvard, by 35yds. (John H. Pearson,'32; Richard P. Wesley,'33; David Cobb,'31; Joseph W. Fobes,'32); sixth, New York University, by 40yds. (George C. Kastner, Jr.,'33; Leopold Mothner,'33; Daniel J. Hutner,'32; Marvin C. Demler,'31). Time, 7m. 50.6s.

ALSO COMPETED—Brown (Wesley F. Huse,'31; Walter J. Matthews,'33; Miner T. Patton,'32; Everett W. Schreiner,'32); Columbia (Charles F. Bonilla,'31; Charles A. Becker,'31; John T. Grady,'33; John J. O'Connell,'31); Cornell (Delancey F. Eckert,'32; Philip F. Finch,'33; Joseph R. Mangan,'34; Charles F. Mulligan,'31); Yale (George T. French,'33; Alfred R. Sumner,'31; Arthur T. Sutherland,'33; William C. Turner,'33).



FRESHMAN MEDLEY RELAY—1 $\frac{1}{8}$  MILES—CLASS OF 1934.

Won by Manhattan (Albert E. Morris, 880; John J. Carey, 440; John J. Seaman, 220; Frank P. McKenna, mile); second, New York University, by 19yds. (Thomas P. Nase, 880; Lester E. Williams, 440; Harold Lamb, 220; Edson P. Foster, mile); third, Princeton, by 28yds. (William R. Bonthron, 880; William Watt, 440; William M. Weaver, 220; Joseph C. Reed, mile); fourth, Syracuse, by 60yds. (Benjamin H. Moses, 880; Edward A. Dunbar, 440; Milton L. Wasser, 220; Earl W. Bateman, mile); fifth, Fordham, by 80yds. (John C. Mulvihill, 880; James D. Cowhig, 440; Edward G. Dolan, 220; John J. Hogan, mile); sixth, Cornell, by 90yds. (Jesse M. Blake, 880; Robert S. Sanborn, 440; Homer R. Geoffrion, 220; Paul K. Vipon, mile). There were no other competitors. Time, 7m. 39.3s. (new intercollegiate record).

SHOT PUT.

Won by Bernard E. Berlinger, Pennsylvania,'31, 48ft. 6 $\frac{1}{4}$ in.; second, Charles F. Jones, N.Y.U., '32, 47ft. 5 $\frac{3}{8}$ in.; third, Otto B. Schoenfeld, Cornell,'32, 46ft. 6 $\frac{1}{8}$ in.; fourth, Harry Schneider, N.Y.U., '31, 46ft. 3 $\frac{1}{2}$ in.; fifth, Fred A. Steiner, Pennsylvania,'31, 46ft. 1 $\frac{1}{4}$ in.

OTHER PERFORMANCES—Thomas F. Gilbane, Brown,'33, 44ft. 9 $\frac{3}{4}$ in.; Gabriel Bromberg, Dartmouth,'31, 44ft.  $\frac{3}{4}$ in.; Roland K. Brown, Brown,'33, 43ft. 9 $\frac{5}{8}$ in.; John V. Elliott, Jr., Dartmouth,'32, 42ft. 10 $\frac{1}{2}$ in.; William A. Slezak, Georgetown,'32, 42ft. 7 $\frac{3}{8}$ in.; Philip Couhig, Boston College,'33, 42ft. 4in.; Frederick G. Ludwig, Yale,'33, 41ft. 9 $\frac{1}{4}$ in.; Harry Fields, Haverford,'32, 40ft. 6 $\frac{1}{2}$ in.; Andrew J. Berry, Williams,'33, 40ft.  $\frac{1}{4}$ in.; Harrison Garrett, Princeton,'33, 39ft. 6 $\frac{1}{2}$ in.; John E. Spears, Manhattan,'33, 39ft. 4in.; Louis A. Lepis, Manhattan,'32, 36ft. 7 $\frac{1}{2}$ in.

RUNNING HIGH JUMP.

Tied for first, John H. Moody, Dartmouth,'31, William B. Newkirk, Pennsylvania,'31, William B. O'Connor, Columbia,'32, 6ft. 3in.; fourth, Calvin H. Milans, Dartmouth,'33, 6ft. 2in.; tied for fifth, Bernard E. Berlinger, Pennsylvania,'31, Frederick Klemm, Pennsylvania,'33, 6ft.

OTHER PERFORMANCES—Tolbert N. Richardson, Yale,'32, Lawrence B. Robinson, Colby,'32, 5ft. 11in.; Harold Abel, Syracuse,'31, Ferdinand Baber, C.C.N.Y., '31, Bernard L. Boniwell, Georgetown,'32, Jack B. Crawford, Yale,'32, Edward H. Ebelhare, Cornell,'32, Edward K. Everard, Columbia,'31, Dwight B. Panning, Brown,'33, Theodore F. Haidt, Cornell,'33, Alfred W. Hoppenstedt, Cornell,'31, Frederick J. Klauer, Colgate,'33, George W. Kuehn, Harvard,'32, Morris Muslin, Pennsylvania,'33, 5ft. 9in.; William M. Palmer, Jr., Penn State,'32, 5ft. 6in.; Marshall V. Nelson, Colgate,'32, Otto B. Schoenfeld, Cornell,'32.

BROAD JUMP.

Won by Everett E. Utterback, Pittsburgh,'31, 23ft. 9 $\frac{3}{8}$ in. (indoor intercollegiate record); second, Lemoine E. Boyle, Pennsylvania,'31, 23ft. 5in.; third, Charles W. Summerill, Princeton,'32, 22ft. 4 $\frac{3}{4}$ in.; fourth, David V. Burns, Cornell,'33, 22ft. 3 $\frac{3}{4}$ in.; fifth, Robley C. Williams, Cornell,'31, 22ft. 3 $\frac{1}{4}$ in.

OTHER PERFORMANCES—Roger B. Donner, Dartmouth,'31, 22ft. Michael A. Andursky, Pennsylvania,'33, 21ft. 10 $\frac{3}{4}$ in.; Lawrence B. Robinson, Colby,'32, 21ft. 7 $\frac{1}{2}$ in.; George M. Hubbard, Jr., Dartmouth,'32, 21ft. 7in.; Joseph M. Shinnen, Yale,'32, 20ft. 10 $\frac{1}{2}$ in.; Norwood P. Beveridge, Harvard,'32, 20ft. 10in.; Henry T. Updegrove, N.Y.U., '32, 20ft. 6in.; John D. Hill, Columbia,'32, 20ft. 3 $\frac{3}{4}$ in.; Charles R. MacInnes, Princeton,'31, 19ft. 4in.

POLE VAULT.

Tied for first, Bernard E. Berlinger, Pennsylvania,'31, Everett L. Colyer, Cornell,'31, 13ft. 8 $\frac{1}{4}$ in. (indoor intercollegiate record); third, Oscar Sutermeister, Harvard,'32, 13ft. 5in.; tied for fourth, Isadore Belloff, Cornell,'33, Edwin A. Courtney, Cornell,'31, Albert K. Noyes, Dartmouth,'31, Willard D. Smith, Pennsylvania,'32, Frederick W. Squires, Yale,'32, 12ft. 6in.

OTHER PERFORMANCES—George F. Bennett, Harvard,'33, James E. M. Morton, Yale,'33, George A. Munger, Pennsylvania,'33, 12ft.; Donald J. Jones, Pennsylvania,'33, 11ft. 6in.

35-POUND WEIGHT THROW.

Won by Fred A. Steiner, Pennsylvania,'31, 54ft. 9in. (indoor intercollegiate record); second, Dwight F. Brown, Bowdoin,'31, 52ft. 5 $\frac{1}{4}$ in.; third, Mortimer M. Reznick, N.Y.U., '33, 52ft.  $\frac{1}{2}$ in.; fourth, George F. Sprague, Colby,'31, 49ft. 8 $\frac{1}{2}$ in.; fifth, Gordon H. Ellis, Cornell,'32, 47ft. 11 $\frac{5}{8}$ in.

OTHER PERFORMANCES—Grant McDougall, Pennsylvania,'33, 47ft. 11 $\frac{1}{2}$ in.; Edward F. Flanagan, Holy Cross,'31, 47ft. 11 $\frac{1}{4}$ in.; Murdock J. Finlayson, Harvard,'32, 47ft. 2 $\frac{3}{8}$ in.; Delma L. Galbraith, Bowdoin,'32, 47ft.  $\frac{1}{2}$ in.; Otto B. Schoenfeld, Cornell,'32, 46ft. 5 $\frac{5}{8}$ in.; Edwin McElwain, Yale,'31, 46ft. 3 $\frac{3}{8}$ in.; Victor R. King, Dartmouth,'31, 45ft. 6in.; Norman C. Perkins, Colby,'32, 45ft. 5in.; Richard R. Brainard, Cornell,'32, 45ft.  $\frac{7}{8}$ in.; Alfred D. Kidder, Harvard,'33, 44ft. 4in.; Harry S. Schneider, N.Y.U., '31, 44ft.; William A. Slezak, Georgetown,'32, 41ft. 9in.; William J. Hogman, Dartmouth,'33, 41ft. 8 $\frac{7}{8}$ in.; Allen D. Converse, Yale,'33, 40ft. 5 $\frac{1}{2}$ in.; John E. Spears, Manhattan,'33, 38ft. 7in.; Brendan P. Battle, Manhattan,'33, 37ft. 7 $\frac{1}{4}$ in.; Frederick G. Ludwig, Yale,'33, 36ft. 8 $\frac{3}{4}$ in.; Louis A. Lepis, Manhattan,'33, fouled; Alfred E. Moyer, Manhattan,'33, fouled.

POINT SCORE—I.C.A.A.A. INDOOR MEET, 1931.

| College        | 70 Yards Dash | 70 Yards Hurdles | 1 Mile Run | 2 Mile Run | 1 Mile Relay | 2 Mile Relay | Fresh. Med. Relay | Shot Put | High Jump | Pole Vault | Broad Jump | 35-lb. Weight | Total |
|----------------|---------------|------------------|------------|------------|--------------|--------------|-------------------|----------|-----------|------------|------------|---------------|-------|
| Boston College | 1             | 4                | 3          | 5          | 1            | 2            | 1st               | 6        | 6         | 3/5        | 4          | 5             | 44    |
| Bowdoin        | 1             | 4                | 3          | 5          | 1            | 2            | 1st               | 6        | 6         | 3/5        | 4          | 5             | 44    |
| Brown          | 1             | 4                | 3          | 5          | 1            | 2            | 1st               | 6        | 6         | 3/5        | 4          | 5             | 44    |
| Colby          | 1             | 4                | 3          | 5          | 1            | 2            | 1st               | 6        | 6         | 3/5        | 4          | 5             | 44    |
| C.C.N.Y.       | 1             | 4                | 3          | 5          | 1            | 2            | 1st               | 6        | 6         | 3/5        | 4          | 5             | 44    |
| Columbia       | 3             | 4                | 3          | 5          | 1            | 2            | 1st               | 6        | 6         | 3/5        | 4          | 5             | 44    |
| Cornell        | 3             | 4                | 3          | 5          | 1            | 2            | 1st               | 6        | 6         | 3/5        | 4          | 5             | 44    |
| Dartmouth      | 2             | 4                | 3          | 5          | 1            | 2            | 1st               | 6        | 6         | 3/5        | 4          | 5             | 44    |
| Fordham        | 2             | 4                | 3          | 5          | 1            | 2            | 1st               | 6        | 6         | 3/5        | 4          | 5             | 44    |
| Georgetown     | 5             | 4                | 3          | 5          | 1            | 2            | 1st               | 6        | 6         | 3/5        | 4          | 5             | 44    |
| Harvard        | 5             | 4                | 3          | 5          | 1            | 2            | 1st               | 6        | 6         | 3/5        | 4          | 5             | 44    |
| Holy Cross     | 1             | 4                | 3          | 5          | 1            | 2            | 1st               | 6        | 6         | 3/5        | 4          | 5             | 44    |
| Manhattan      | 2             | 4                | 3          | 5          | 1            | 2            | 1st               | 6        | 6         | 3/5        | 4          | 5             | 44    |
| N.Y.U.         | 2             | 4                | 3          | 5          | 1            | 2            | 1st               | 6        | 6         | 3/5        | 4          | 5             | 44    |
| Penn State     | 2             | 4                | 3          | 5          | 1            | 2            | 1st               | 6        | 6         | 3/5        | 4          | 5             | 44    |
| Pennsylvania   | 5             | 4                | 3          | 5          | 1            | 2            | 1st               | 6        | 6         | 3/5        | 4          | 5             | 44    |
| Pittsburgh     | 5             | 4                | 3          | 5          | 1            | 2            | 1st               | 6        | 6         | 3/5        | 4          | 5             | 44    |
| Princeton      | 5             | 4                | 3          | 5          | 1            | 2            | 1st               | 6        | 6         | 3/5        | 4          | 5             | 44    |
| Syracuse       | 5             | 4                | 3          | 5          | 1            | 2            | 1st               | 6        | 6         | 3/5        | 4          | 5             | 44    |
| Yale           | 6             | 4                | 3          | 5          | 1            | 2            | 1st               | 6        | 6         | 3/5        | 4          | 5             | 44    |

CROSS-COUNTRY CHAMPIONSHIPS OF 1930.

The Twenty-second Annual Varsity and Eleventh Annual Freshman Cross-Country Runs of the Association were held over the same course at Van Cortlandt Park, New York City, on November 17, 1930, as has been used for the previous three years.

The runs were held in the rain over a course soaked by four continuous days of heavy downpour. While the course was extremely heavy and muddy over the hills where considerable new work had been done, it was in fairly good condition on the level spaces.

For the first time in the history of the runs the varsity event was won by a Westerner. Clark S. Chamberlain of Michigan State after a remarkable performance came in an easy winner by 30 yards in front of Richard J. Detwiler of Penn State. The time of 30 minutes and 19.2 seconds was an exceptionally fine feat. Chamberlain with a two-miler's pace was 50 yards in the lead at the mile mark. During the race he increased this at one time to 100 yards. The leaders of the pack behind him took turns in attempting the pursuit. Detwiler of Penn State, Lerner of N. Y. U., Coan and McKniff of Pennsylvania at one time or another were in the lead. At the end of the first lap Chamberlain was still 76 yards ahead. At this stage McCluskey of Fordham, Freshman winner in 1929, and one of the championship possibilities, drew up from the ruck even with Detwiler. Along the hill on the second lap McCluskey and Detwiler steadily gained. Chamberlain inadvertently ran inside of a course signpost, stopped dead and retraced his steps only to see Detwiler and McCluskey run past him and go into a lead of 30 or 40 yards. With this disheartening accident many a runner would have been discouraged. Chamberlain, however, kept doggedly on, apparently out of the race. Rekers and Meisinger of Penn State were almost on him. For the next half-mile there ensued a series of sprints, challenges and desperate efforts to forge to the front by all five leaders. Gradually Chamberlain drew up to the first two and with seemingly unabated strength a half-mile from the finish Chamberlain passed into the lead again. From this point to the finish he was never headed.

The varsity team race was won by Penn State with the phenomenally small score of 29 points, the smallest score since the record performance of Cornell in 1921, when they finished with 18 points. Penn State placed three men in the medal winners and with eighth and fourteenth places scored less than half of the points scored by the second team, Syracuse, with 67 points. Harvard was third with 98, N. Y. U. fourth with 107 and Cornell fifth with 167. The surprise of the meet was the failure of Pennsylvania to do better than tenth place.

The Freshman Run was won by a nicely balanced team from Syracuse, which scored 70 points. Manhattan, a new entrant in the list of winners, was second with 103. Princeton had 131 and Maine and Pennsylvania followed closely behind with 133 and 137, respectively.

The individual honors were taken easily by two Manhattan runners, Frank A. McKenna and Frederick B. Knepper. The time of 14 minutes 55 seconds was exceptionally good, considering the condition of the course.

Varsity Race—Six Miles.

| Order of Finish | Name                 | College and Class  | Time    |
|-----------------|----------------------|--------------------|---------|
| 1               | Clark S. Chamberlain | Michigan State '32 | 30:19.2 |
| 2               | Richard J. Detwiler  | Penn State '31     | 30:26   |
| 3               | C. A. Meisinger      | Penn State '31     | 30:42   |
| 4               | Lawrence J. Belanger | Syracuse '32       | 30:43   |
| 5               | Paul E. Rekers       | Penn State '31     | 30:46   |
| 6               | George H. Barker     | N. Y. U. '33       | 30:49   |
| 7               | Norwood P. Hallowell | Harvard '32        | 31:07   |
| 8               | Everett A. Gunning   | Maine '32          | 31:10   |
| 9               | Charles R. King      | Penn State '33     | 31:11   |
| 10              | Philip J. Shacklette | Manhattan '31      | 31:15   |
| 11              | Wm. J. McKniff       | U. of P. '32       | 31:16   |
| 12              | Alex. J. Harper, Jr. | Syracuse '32       | 31:24   |
| 13              | Wilson J. Streeter   | Syracuse '33       | 31:28   |
| 14              | Hugh M. Masterton    | Lafayette '31      | 31:29   |
| 15              | William L. Space     | Penn State '33     | 31:33   |
| 16              | Albert F. Ranney     | Cornell '32        | 31:34   |
| 17              | Joseph P. McCluskey  | Fordham '33        | 31:37   |
| 18              | Ives C. Gehring      | Syracuse '31       | 31:40   |
| 19              | James F. Maloney     | N. Y. U. '32       | 31:41   |
| 20              | Joseph M. Fox        | Harvard '32        | 31:43   |
| 21              | Roland I. Ritche     | U. of P. '31       | 31:44   |
| 22              | Arthur K. Veve       | Harvard '33        | 31:46   |
| 23              | Clinton H. Van Cise  | Penn State '33     | 31:48   |
| 24              | Walter E. Dean       | Syracuse '31       | 31:52   |
| 25              | Richard P. Wesley    | Harvard '33        | 31:54   |
| 26              | Edwin I. Cook        | N. Y. U. '33       | 31:56   |
| 27              | Francis D. Murphy    | Harvard '33        | 31:59   |
| 28              | George N. Rhodes     | Columbia '33       | 32:01   |
| 29              | George N. Barrie     | Harvard '32        | 32:03   |
| 30              | Richard C. Crosby    | Cornell '31        | 32:07   |
| 31              | Eugene B. Brooks     | Maine '31          | 32:08   |
| 32              | Carlton L. Johnson   | Syracuse '32       | 32:09   |
| 33              | Gordon H. Ebert      | Cornell '32        | 32:10   |
| 34              | Donald B. Gilman     | M.I.T. '32         | 32:11   |

\*Did not count in team score.

| Order of Finish | Name                 | College and Class | Time  |
|-----------------|----------------------|-------------------|-------|
| 73              | Steven T. Mank       | Maine '31         | 33:56 |
| 74              | Paul Wendorf         | Columbia '32      | 33:58 |
| 75              | Robert L. Caser      | Pittsburgh '31    | 34:00 |
| 76              | Ralph Campbell       | Rutgers '31       | 34:03 |
| 77              | Austin F. Van Zile   | Union '33         | 34:08 |
| 78              | Malcolm H. Masters   | M.I.T. '33        | 34:15 |
| 79              | Millard A. Libby     | Lafayette '32     | 34:17 |
| 80              | Clarence L. Wagner   | U. of P. '33      | 34:21 |
| 81              | Leslie A. Schaeffer  | U. of P. '33      | 34:22 |
| 82              | Cornelius F. McMahon | Man. '33          | 34:24 |
| 83              | Harry N. Bedford     | Rutgers '33       | 34:29 |
| 84              | Thomas C. Sheffield  | Yale '32          | 34:31 |
| 85              | Ralph S. Bush        | Dartmouth '33     | 34:33 |
| 86              | Ray G. Walter        | U. of P. '33      | 34:34 |
| 87              | Joseph M. Burns      | Manhattan '33     | 34:39 |
| 88              | Jack E. Wilhelm      | Lafayette '31     | 34:47 |
| 89              | James B. Fisk        | M.I.T. '31        | 34:48 |
| 90              | Elery D. Clark       | M.I.T. '33        | 34:55 |
| 91              | John H. Norris       | Fordham '31       | 34:55 |
| 92              | Arnold M. Leibaech   | Rutgers '31       | 34:55 |
| 93              | Sidney S. Rubin      | Dartmouth '31     | 34:58 |
| 94              | Reginald M. Call     | Columbia '33      | 35:00 |
| 95              | Howard L. Hill       | Yale '33          | 35:07 |
| 96              | Joseph H. Huckins    | Dart. '31         | 35:12 |
| 97              | William S. Waldron   | Rutgers '32       | 35:16 |
| 98              | Norman Ferrara       | Rutgers '33       | 35:20 |
| 99              | Ludlow F. Scott      | Yale '31          | 35:20 |
| 100             | Thomas G. Langan     | Fordham '32       | 35:46 |
| 101             | Willard H. Somers    | Columbia '32      | 35:55 |
| 102             | John P. Sullivan     | Manhattan '31     | 35:56 |
| 103             | Leonard M. Thomas    | Yale '33          | 36:07 |
| 104             | Henry E. Altheimer   | Lafayette '33     | 36:21 |
| 105             | Lawrence Swenson     | Rutgers '31       | 36:25 |
| 106             | Daniel P. Marshall   | Manhattan '33     | 37:35 |
| 107             | Robert R. Deitz      | Union '33         | 38:21 |
| 108             | Albert B. Caspers    | Fordham '32       | 38:26 |
| 109             | Francis Cibelli      | Fordham '32       | 38:32 |

FRESHMAN RACE—THREE MILES.

| Order of Finish, Name and College. | Time. | Order of Finish, Name and College.  | Time. | Order of Finish, Name and College. | Time. |
|------------------------------------|-------|-------------------------------------|-------|------------------------------------|-------|
| 1 Frederick B. Knepper, Manhattan  | 14:55 | 35 William M. Hackley, Dartmouth    | 16:15 | 69 Francis Olmsted, Yale           | 16:55 |
| 1 Frank A. McKenna, Manhattan      | 14:55 | 36 Irving W. Harvey, Maine          | 16:16 | 70 Paul Norton, Penn State         | 16:56 |
| 3 Walter Eisenbart, Pittsburgh*    | 14:57 | 37 Paul L. Robbins, Maine           | 16:17 | 71 John G. Smith, M.I.T.           | 16:57 |
| 4 Harold J. Courneen, Syracuse     | 14:58 | 38 Maxwell J. Hamilton, Yale        | 16:18 | 72 John E. McCluskey, Fordham      | 16:58 |
| 5 Joseph C. Reed, Princeton        | 14:59 | 39 John J. Dougherty, U. of P.      | 16:20 | 73 John R. Hickman, Columbia       | 16:59 |
| 6 Kenneth B. England, Penn State   | 15:18 | 40 Randell Cook, Dartmouth          | 16:21 | 74 Albert E. Moran, M.I.T.         | 17:00 |
| 7 Daniel Brown, C.C.N.Y.           | 15:19 | 41 Charles E. Rolfe, Dartmouth      | 16:22 | 75 Edward Mitchell, C.C.N.Y.       | 17:01 |
| 8 Joseph R. Mangan, Cornell        | 15:20 | 42 William L. Sim, Manhattan        | 16:23 | 76 William J. Casey, Fordham       | 17:02 |
| 9 William R. Bonthron, Princeton   | 15:23 | 43 Benjamin H. Moses, Syracuse      | 16:24 | 77 Burton D. Bryan, Yale           | 17:03 |
| 10 Carl T. Sargent, Syracuse       | 15:25 | 44 John E. Mulvihill, Fordham       | 16:25 | 78 Hyman R. Hellman, Columbia      | 17:04 |
| 11 Charles W. Hall, M.I.T.         | 15:26 | 45 James E. Walsh, Princeton        | 16:26 | 79 Stephen H. Sampson, Cornell     | 17:05 |
| 12 James P. Walsh, Manhattan       | 15:29 | 46 Robert W. Kilgus, U. of P.       | 16:27 | 80 Harold C. Lamb, N.Y.U.          | 17:06 |
| 13 Charles J. Howe, U. of P.       | 15:32 | 47 Alfred A. Adams, Maine           | 16:28 | 81 Joseph Kleinerman, C.C.N.Y.     | 17:07 |
| 14 Alfred F. Paulus, Syracuse      | 15:33 | 48 Martin E. Adams, Dartmouth       | 16:30 | 82 William C. Goss, Dartmouth      | 17:08 |
| 15 Thomas F. O'Neil, U. of P.      | 15:34 | 49 Albert E. Morris, Manhattan      | 16:31 | 83 Robert G. Berman, C.C.N.Y.      | 17:09 |
| 16 John F. Hazen, Cornell          | 15:38 | 50 William J. Kazmierczak, Union    | 16:32 | 84 Cornelius G. Egan, Columbia     | 17:10 |
| 17 William B. Rishel, Penn State   | 15:42 | 51 Charles W. Grosson, Penn State   | 16:33 | 85 Loveridge Scott, Yale           | 17:16 |
| 18 Laurence B. Jackson, Maine      | 15:45 | 52 William N. Kaskela, Cornell      | 16:34 | 86 Casper F. Paduck, Union         | 17:20 |
| 19 Robert E. Mann, M.I.T.          | 15:47 | 53 Averill Stowell, Princeton       | 16:35 | 87 Israel Sohn, C.C.N.Y.           | 17:21 |
| 20 Edward T. Mullaly, N.Y.U.       | 15:49 | 54 Fred G. Smith, Cornell           | 16:36 | 88 Ralph Trumbull, Jr., Union      | 17:22 |
| 21 Theodore A. Earl, Maine         | 15:50 | 55 Henry K. Kass, N.Y.U.            | 16:37 | 89 Edward P. McManus, Manhattan    | 17:24 |
| 22 Anthony Insinnia, Syracuse      | 15:58 | 56 Earl W. Batesman, Syracuse       | 16:38 | 90 Charles E. Downe, Yale          | 17:27 |
| 23 Paul L. Vandermark, Penn State  | 15:59 | 57 Frank J. Lepreau, Dartmouth      | 16:42 | 91 John J. Flynn, Manhattan        | 17:28 |
| 24 Arthur S. Hicks, Princeton      | 16:01 | 58 John N. DeHoff, N.Y.U.           | 16:43 | 92 Allen M. Shibley, Columbia      | 17:29 |
| 25 Reuben Harrison, Syracuse       | 16:02 | 59 Eugene McGuckin, Princeton       | 16:44 | 93 John F. DiLorenzo, U. of P.     | 17:30 |
| 26 George M. Osgood, Maine         | 16:03 | 60 Robert C. Sleight, Union         | 16:45 | 94 J. Mahlon Benton, Union         | 17:31 |
| 27 John W. Luxford, Cornell        | 16:04 | 61 William S. Caswell, Maine        | 16:46 | 95 Kerin Malone, M.I.T.            | 17:32 |
| 28 David F. Twomey, N.Y.U.         | 16:05 | 62 Nathan Volkell, C.C.N.Y.         | 16:47 | 96 John G. Manter, Yale            | 17:33 |
| 29 Thomas G. White, U. of P.       | 16:06 | 63 Cornelius J. Quinn, Fordham      | 16:48 | 97 Morton Silverman, C.C.N.Y.      | 17:34 |
| 30 Tom P. Nase, N.Y.U.             | 16:07 | 64 Robert S. Boal, Penn State       | 16:50 | 98 James D. Alberse, Fordham       | 17:35 |
| 31 Edson P. Foster, N.Y.U.         | 16:11 | 65 Wm. H. McConaghy, Columbia       | 16:51 | 99 Joseph A. Castka, Columbia      | 17:43 |
| 32 Ignatius N. Bielanski, Dart.    | 16:12 | 66 Payson Merrill, Yale             | 16:52 | 100 Stephen H. Stetson, Fordham    | 17:44 |
| 33 John C. Barrett, M.I.T.         | 16:13 | 67 Herbert R. Schwarz, M.I.T.       | 16:53 |                                    |       |
| 34 Robert B. Lape, Union           | 16:14 | 68 William C. Greenleaf, Penn State | 16:54 |                                    |       |

\*Did not count in team score.

104

VARSIITY TEAM SCORES.

|            |    |    |    |    |    |          |     |           |    |    |    |     |     |           |     |
|------------|----|----|----|----|----|----------|-----|-----------|----|----|----|-----|-----|-----------|-----|
| Penn State | 1  | 2  | 4  | 8  | 14 | (22, 47) | 29  | Manhattan | 9  | 36 | 58 | 78  | 83  | (98, 102) | 264 |
| Syracuse   | 3  | 11 | 12 | 17 | 24 | (32, 56) | 67  | U. of P.  | 10 | 20 | 76 | 77  | 82  |           | 265 |
| Harvard    | 6  | 19 | 21 | 25 | 27 | (29, 41) | 98  | Dartmouth | 39 | 46 | 50 | 61  | 81  | (89, 92)  | 277 |
| N.Y.U.     | 5  | 18 | 23 | 26 | 35 | (37, 53) | 107 | Lafayette | 13 | 55 | 65 | 75  | 84  | (100)     | 292 |
| Cornell    | 15 | 30 | 33 | 40 | 49 | (67)     | 167 | M.I.T.    | 34 | 59 | 62 | 68  | 74  | (85, 86)  | 297 |
| Maine      | 7  | 31 | 43 | 45 | 60 | (63, 70) | 186 | Yale      | 48 | 66 | 69 | 80  | 91  | (95, 99)  | 354 |
| Columbia   | 28 | 42 | 54 | 57 | 71 | (90, 97) | 252 | Rutgers   | 64 | 72 | 79 | 88  | 93  | (94, 101) | 396 |
| Union      | 38 | 44 | 51 | 52 | 73 | (103)    | 258 | Fordham   | 16 | 87 | 96 | 104 | 105 |           | 408 |

FRESHMAN TEAM SCORES.

|            |    |    |    |    |    |          |     |           |    |    |    |    |    |          |     |
|------------|----|----|----|----|----|----------|-----|-----------|----|----|----|----|----|----------|-----|
| Syracuse   | 3  | 9  | 13 | 21 | 24 | (42, 55) | 70  | Dartmouth | 31 | 34 | 39 | 40 | 47 | (56, 81) | 191 |
| Manhattan  | 1  | 2  | 11 | 41 | 48 | (88, 90) | 103 | M.I.T.    | 10 | 18 | 32 | 66 | 70 | (73, 94) | 196 |
| Princeton  | 4  | 8  | 23 | 44 | 52 | (58)     | 131 | C.C.N.Y.  | 6  | 61 | 74 | 80 | 82 | (86, 96) | 303 |
| Maine      | 17 | 20 | 25 | 35 | 36 | (46, 60) | 133 | Union     | 33 | 49 | 59 | 85 | 87 | (93)     | 313 |
| U. of P.   | 12 | 14 | 28 | 38 | 45 | (92)     | 137 | Yale      | 37 | 65 | 68 | 76 | 84 | (89, 95) | 330 |
| Cornell    | 7  | 15 | 26 | 51 | 53 | (78)     | 152 | Fordham   | 43 | 62 | 71 | 75 | 97 | (99)     | 348 |
| Penn State | 5  | 16 | 22 | 50 | 63 | (67, 69) | 156 | Columbia  | 64 | 72 | 77 | 83 | 91 | (98)     | 387 |
| N.Y.U.     | 19 | 27 | 29 | 30 | 54 | (57, 79) | 159 |           |    |    |    |    |    |          |     |

I.C.A.A.A. CROSS COUNTRY CHAMPIONS, 1908-1930.

| Year. | Team Winner. | Individual Winner.          | Time.   | Year. | Team Winner. | Individual Winner.                                | Time.   |
|-------|--------------|-----------------------------|---------|-------|--------------|---|---------|
| 1908  | Cornell      | H. C. Young, Cornell        | 34:14   | 1920  | Cornell      | John L. Romig, Penn State                         | 33:01   |
| 1909  | Cornell      | Tel S. Berna, Cornell       | 33:5.5  | 1921  | Cornell      | Robert E. Brown, Cornell                          | 32:20.5 |
| 1910  | Cornell      | John Paul Jones, Cornell    | 33:34   | 1922  | Syracuse     | Walter Higgins, Columbia                          | 32:21.8 |
| 1911  | Cornell      | John Paul Jones, Cornell    | 34:41.6 | 1923  | Syracuse     | J. Verne H. Booth, Johns Hopkins                  | 32:10   |
| 1912  | Harvard      | John Paul Jones, Cornell    | 32:09.5 | 1924  | Pittsburgh   | Macaulay L. Smith, Yale                           | 31:24   |
| 1913  | Cornell      | Robert St. B. Boyd, Harvard | 34:37   | 1925  | Syracuse     | Willard L. Tibbetts, Harvard                      | 30:24   |
| 1914  | Cornell      | D. F. Potter, Cornell       | 34:00.6 | 1926  | Penn State   | William J. Cox, Penn State                        | 30:04   |
| 1915  | Maine        | John W. Overton, Yale       | 33:21.2 | 1927  | Penn State   | William J. Cox, Penn State                        | 30:36.8 |
| 1916  | Cornell      | John W. Overton, Yale       | 35:30.8 | 1928  | Penn State   | James L. Reid, Harvard                            | 30:11   |
| 1917  | U. of P.     | Ivan C. Dresser, Cornell    | 33:00   | 1929  | U. of P.     | Francis C. Lindsay and Harry L. Richardson, Maine | 30:06   |
| 1918  | Not held     |                             |         | 1930  | Penn State   | Clark S. Chamberlain, Michigan State              | 30:19.2 |
| 1919  | Syracuse     | John Simmons, Syracuse      | 32:55   |       |              |   |         |

I.C.A.A.A. Cross-Country Runs of 1908 and 1910 held at Princeton; 1909 and 1911, Brookline, Mass.; 1912, Ithaca, N. Y.; 1913, New York City; 1914, New Haven, Conn.; 1915, Franklin Park, Mass.; since 1916, at Van Cortlandt Park, New York City.

WINNERS OF FRESHMAN CROSS-COUNTRY RUNS.

|      |                       |      |            |      |                       |      |          |
|------|-----------------------|------|------------|------|-----------------------|------|----------|
| 1920 | Yale                  | 1923 | Penn State | 1926 | Syracuse              | 1929 | N.Y.U.   |
| 1921 | Yale                  | 1924 | Syracuse   | 1927 | Penn State            | 1930 | Syracuse |
| 1922 | Univ. of Pennsylvania | 1925 | Yale       | 1928 | Univ. of Pennsylvania |      |          |

105

|       |   |        |        |
|-------|---|--------|--------|
| 1929— | Benjamin Van D. Hedges, Princeton and William M. Pump, Colgate.....   | 6ft. 3 | in.    |
| 1930— | { William B. O'Connor, Columbia }<br>{ George V. Wolf, Yale..... }  | 6ft. 3 | 1/2in. |
| 1931— | { John H. Moody, Dartmouth..... }<br>{ William B. Newkirk, Pennsylvania }<br>{ William B. O'Connor, Columbia... } | 6ft. 3 | in.    |

## SHOT PUT.

|       |   |                 |
|-------|---|-----------------|
| 1922— | S. Harrison Thomson, Princeton.....     | 43ft. 5 1/2in.  |
| 1923— | Ralph G. Hills, Princeton.....          | 45ft. 8 1/4in.  |
| 1924— | Ralph G. Hills, Princeton.....          | 46ft. 3/4in.    |
| 1925— | Ralph G. Hills, Princeton.....          | 47ft. 5 3/4in.  |
| 1926— | Anthony J. Plansky, Georgetown.....     | 45ft. 6 1/2in.  |
| 1927— | Harold Lamberg, Pennsylvania.....       | 46ft. 4 1/4in.  |
| 1928— | David Adelman, Georgetown.....          | 48ft. 8         |
| 1929— | John F. Anderson, Cornell.....          | 47ft. 7 3/4in.  |
| 1930— | Leo Sexton, Georgetown.....             | 48 ft. 6 7/8in. |
| 1931— | Bernard E. Berlinger, Pennsylvania..... | 48ft. 6 1/4in.  |

## 35-POUND WEIGHT.

|       |                                    |                 |     |
|-------|------------------------------------|-----------------|-----|
| 1922— | J. F. Brown, Harvard.....          | 47ft. 11        | in. |
| 1923— | Frederick D. Tootell, Bowdoin..... | 52ft. 9 1/4in.  |     |
| 1924— | Caleb F. Gates, Princeton.....     | 49ft. 3 3/8in.  |     |
| 1925— | Kenneth L. Wentworth, Colby.....   | 52ft. 4 5/8in.  |     |
| 1926— | Caleb F. Gates, Princeton.....     | 47ft. 9 1/2in.  |     |
| 1927— | Norwood G. Wright, Cornell.....    | 51ft. 1 1/2in.  |     |
| 1928— | Norwood G. Wright, Cornell.....    | 53ft. 11 1/8in. |     |
| 1929— | Leo Sexton, Georgetown.....        | 49ft. 6 1/4in.  |     |
| 1930— | Frank J. Weis, Cornell.....        | 51ft. 9 3/8in.  |     |
| 1931— | Fred A. Steiner, Pennsylvania..... | 54ft. 9         | in. |

## I.C.A.A.A. INTERCOLLEGIATE RECORDS

As of May 31, 1930.

- 100 yards dash—97-10s. J. A. LeConey, Lafayette College, Cambridge, Mass., May 27, 1922; Henry A. Russell, Cornell, Cambridge, Mass., May 29, 1926 and Frank C. Wykoff, Southern California, May 31, 1930. 94-5s. B. J. Wefers, Georgetown University, New York City, May 31, 1896; R. C. Craig, Michigan, Cambridge, Mass., May 27, 1911; J. C. Patterson, Pennsylvania, Cambridge, Mass., May 31, 1913; Harold B. Lever, Pennsylvania, May 26, 1923; Charles E. Borah, Southern California, May 27, 1927.
- 220 yards dash—209/10s. Charles E. Borah, Southern California, Philadelphia, May 28, 1927.
- 440 yards run—472-5s. (world's record). James E. Meredith, Pennsylvania, Cambridge, Mass., May 27, 1916.
- Half mile run—1m. 522/10s. Philip A. Edwards, New York University, Philadelphia, June 1, 1929.
- One mile run—4m. 142-5s. J. P. Jones, Cornell, Cambridge, Mass., May 31, 1913.
- One mile walk—6m. 452-5s. W. R. Fetterman, Jr., Pennsylvania, New York City, May 28, 1898.
- Two-mile run—9m. 22s. James L. Reid, Harvard, Philadelphia, June 1, 1929.
- 120 yards hurdles—142-5s. (world's record). Earl J. Thomson, Dartmouth, Philadelphia, Pa., May 29, 1920.
- 220 yards hurdles—233-5s. A. C. Kraenzlein, Pennsylvania, New York City, May 28, 1898; J. I. Wendell, Wesleyan, Cambridge, Mass., May 31, 1913.
- Running broad jump—25ft. 7/8in. Jesse T. Hill, So. California, Philadelphia, June 1, 1929.
- Running high jump—6ft. 53-4in. Robert W. King, Stanford, Cambridge, Mass., May 29, 1926.
- Putting the shot—52ft. 1-4in. Harlow P. Rothert, Stanford, Cambridge, May 30, 1930.
- Throwing the hammer—181ft. 61-2in. Frederick D. Tootell, Bowdoin, Philadelphia, Pa., May 26, 1923.
- Pole vault—14ft. Sabin W. Carr, Yale, Philadelphia, Pa., May 28, 1927.
- Javelin—212ft. 5in. Kenneth M. Churchill, California, Cambridge, May 31, 1930.
- Discus—163ft. 73-8in. Eric C. W. Krenz, Stanford, Cambridge, Mass., May 30, 1930.

Note—Year 1922 marks first use of tenth-second watch.

**I.C.A.A.A. COLLEGIATE RECORDS**

- 100 yard dash—9 7-10s. J. A. LeConey, Lafayette; Henry A. Russell, Cornell, May 29, 1926 and Frank C. Wykoff, Southern California, May 31, 1930. 9 4-5s. B. J. Wefers, Georgetown; W. A. Shick, Jr., Harvard; R. C. Craig, Michigan; J. C. Patterson, Pennsylvania; M. M. Kirskey, Stanford; Harold B. Lever, Pennsylvania; Charles E. Borah, Southern California.
- 220 yards dash—20 9/10s. Charles E. Borah, Southern California, May 28, 1927, Philadelphia, Pa.
- Quarter-mile run—47 2-5s. (world's record). James E. Meredith, Pennsylvania.
- Half-mile run—1m. 52 1-5s. (American record). James E. Meredith, Pennsylvania, and Philip A. Edwards, New York City.
- One-mile run—4m. 14 2-5s. J. P. Jones, Cornell.
- Two-mile run—9m. 17 4-5s. T. S. Berna, Cornell.
- Mile walk—6m. 45 2-5s. W. B. Fetterman, Jr., Pennsylvania.
- 120 yards hurdles—14 2-5s. (world's record). Earl J. Thomson, Dartmouth.
- 220 yards hurdles—23 3-5s. A. C. Kraenzlein, Pennsylvania; J. I. Wendell, Wesleyan.
- Running high jump—6ft. 5 3-4in. Robert W. King, Stanford, May 29, 1926.
- Running broad jump—25ft. 3in. E. O. Gourdin, Harvard, July 23, 1921.
- Pole vault—14ft. Sabin W. Carr, Yale, May 28, 1927.
- Throwing 16-lb. hammer—181ft. 6 1/2in. Frederick D. Tootell, Bowdoin.
- Putting 16-lb. shot—52ft. 1-4in. Harlow P. Rothert, Stanford, May 30, 1930.
- Javelin—212ft. 5in. Kenneth M. Churchill, California, Cambridge, May 31, 1930.
- Discus—163ft. 7 3-8in. Eric C. W. Krenz, Stanford, May 30, 1930.

*Note*—Year 1922 marks first use of tenth-second watch.

**I.C.A.A.A. INDOOR INTERCOLLEGIATE RECORDS.**

As of March 7, 1931.

- 70 yards dash—7 1-10s. Harold Lever, Pennsylvania, March 3, 1923; Francis V. Hussey, Boston College, March 6, 1926; Aloysius J. Kelly, Georgetown, March 7, 1931.
- 60 yards high hurdles—7 8-10s. Harold E. Barron, Penn State, March 11, 1922.
- 70 yards high hurdles—8 6-10s. (Time made in heats) Charles H. Moore, Penn State, March 7, 1925 and John S. Collier, Brown, New York, March 2, 1929.
- One mile run—4m. 15 2-10s. Carl A. Coan, Pennsylvania, March 7, 1931.
- One mile relay—3m. 17 8-10s. Pennsylvania, March 7, 1931.
- Two mile relay—7m. 41 6-10s. Georgetown, March 7, 1925. (Also world's record.)
- Two mile run—9m. 17 8-10s. Joseph P. McCluskey, Fordham, March 7, 1931.
- Running broad jump—23ft. 9 3-8in. Everett E. Utterback, Pittsburgh, March 7, 1931.
- Pole vault—{ Bernard E. Berlinger, Pennsylvania } 13ft. 8 3-4in.  
 { Everett L. Colyer, Cornell..... } March 7, 1931.
- Running high jump—6ft. 4 7-8in. Leroy Brown, Dartmouth, March 11, 1922.
- Shot put—48ft. 8in. David Adelman, Georgetown, March 3, 1928.
- 35-pound weight—54ft. 9in. Fred A. Steiner, Pennsylvania, March 7, 1931.
- Freshman medley relay—7m. 39 3-10s. Manhattan, March 7, 1931.

### I.C.A.A.A. INDOOR COLLEGIATE RECORDS.

As of March 7, 1931.

- 70 yards dash—7 1-10s. Harold Lever, Pennsylvania, New York City, March 3, 1923; Francis V. Hussey, Boston College, March 6, 1926; Aloysius J. Kelly, Georgetown, March 7, 1931.
- 60 yards high hurdles—7 8-10s. Harold E. Barron, Penn State, New York City, March 11, 1922.
- 70 yards high hurdles—8 6-10s. (Time made in heats) Charles H. Moore, Penn State, New York City, March 7, 1925 and John S. Collier, Brown, New York, March 2, 1929.
- One mile run—4m. 15 2-10s. Carl A. Coan, Pennsylvania, New York City, March 7, 1931.
- One mile relay—3m. 17 8-10s. Pennsylvania, New York City, March 7, 1931.
- Two miley relay—7m. 41 6-10s. Georgetown, New York City, March 7, 1925. (Also world's record.)
- Two mile run—9m. 17 8-10s. Joseph P. McCluskey, Fordham, New York, City, March 7, 1931.
- Running broad jump—23ft. 9 3-8in. Everett E. Utterback, Pittsburgh, New York City, March 7, 1931.
- Pole vault—13ft. 10 1-4in. Everett L. Colyer, Cornell, Boston, February 21, 1931.
- Running high jump—6ft. 4 7-8in. Leroy Brown, Dartmouth, New York City, March 11, 1922.
- Shot put—49ft. 1in. Lawrence H. Levy, Cornell, Ithaca, March 22, 1930.
- 35-pound weight—55ft. 7-8in. Norwood G. Wright, Cornell, Ithaca, March 10, 1928.
- Freshman medley relay—7m. 39 3-10s. Manhattan, New York City, March 7, 1931.

### TOTAL POINTS WON IN I.C.A.A.A. ANNUAL TRACK AND FIELD CHAMPIONSHIP MEETINGS, 1876-1930.

See "Note" below for information concerning method of computing points.

| College.        | Champion-<br>ships<br>Won. | First<br>Places<br>and Pts. | Second<br>Places<br>and Pts. | Third<br>Places<br>and Pts. | Fourth<br>Places<br>and Pts. | Fifth<br>Places<br>and Pts. | Total<br>Score. |
|-----------------|----------------------------|-----------------------------|------------------------------|-----------------------------|------------------------------|-----------------------------|-----------------|
| Harvard         | 14                         | 120-11* (620.5)             | 123-16* (281.6)              | 37-27* (164.75)             | 52-13* (72.49)               | 17-7* (13.24)               | 1152.53         |
| Yale            | 9                          | 120-9* (616.53)             | 111-20* (287.23)             | 56-30* (131.455)            | 54-27* (86.94)               | 21-20* (27.915)             | 1150.07         |
| Univ. of Penn.  | 9                          | 109-5* (552.9)              | 82-17* (235.95)              | 54-19* (118.525)            | 31-17* (52.84)               | 17-8* (19.015)              | 979.23          |
| Cornell         | 9                          | 45-5* (234.6)               | 51-13* (185.7)               | 47-15* (123.375)            | 49-22* (89.54)               | 27-13* (31.365)             | 664.53          |
| Columbia        | 3                          | 62-1* (312.5)               | 60-4* (95.5)                 | 19-4* (35.1)                | 5-1* (8.0)                   | 2-2* (2.8)                  | 453.92          |
| Stanford        | 3                          | 22-1* (111.33)              | 14-6* (63.83)                | 20-7* (67.205)              | 19-6* (40.74)                | 5-6* (6.515)                | 289.63          |
| So. Calif.      | 3                          | 12(50)                      | 11-3* (49.5)                 | 8-4* (28.375)               | 13-4* (29.25)                | 7-5* (9.125)                | 176.75          |
| California      | 3                          | 11-6* (69.2)                | 22-7* (92.8)                 | 22-4* (61.5)                | 20-4* (41.3)                 | 10-5* (12.2)                | 277.00          |
| Princeton       | 1                          | 68-2* (344.7)               | 71-5* (174.2)                | 47-14* (114.1)              | 30-14* (49.5)                | 20-2* (20.8)                | 703.30          |
| Dartmouth       | 0                          | 25-4* (132.7)               | 18-9* (64.6)                 | 19-9* (55.15)               | 12-7* (21.5)                 | 15-5* (16.55)               | 230.53          |
| Syracuse        | 0                          | 19(95.)                     | 18-2* (61.3)                 | 9-2* (23.6)                 | 11-2* (16.9)                 | 8-1* (8.2)                  | 205.00          |
| Michigan        | 0                          | 18-1* (91.7)                | 21-3* (73.5)                 | 18-4* (44.175)              | 14-3* (18.95)                | 5-2* (6.625)                | 233.95          |
| Georgetown      | 0                          | 13(65)                      | 7(25)                        | 9(26)                       | 4-1* (11.19)                 | 5-2* (5.49)                 | 132.71          |
| Penn State      | 0                          | 11(55)                      | 12(52)                       | 11(33)                      | 13(24)                       | 8(8)                        | 172.00          |
| Amherst         | 0                          | 10(50)                      | 6-3* (17)                    | 6-3* (14.7)                 | 4-2* (5.3)                   | 1* (1)                      | 87.50           |
| Lafayette       | 0                          | 7(35)                       | 7(16)                        | 3(8)                        | 1(2)                         | 1(1)                        | 62.00           |
| N. Y. U.        | 0                          | 6(30)                       | 2(8)                         | 3-1* (8.7)                  | 2-1* (3.3)                   | 2(2)                        | 52.00           |
| Wesleyan        | 0                          | 5(25)                       | 0                            | 1(2)                        | 1(1)                         | 0                           | 28.00           |
| C. O. N. Y.     | 0                          | 4(20)                       | 5(5)                         | 4(10)                       | 0                            | 0                           | 35.00           |
| M. I. T.        | 0                          | 3-1* (15.7)                 | 4-2* (18.3)                  | 5-2* (16.7)                 | 7-2* (13.89)                 | 4-1* (4.19)                 | 69.78           |
| Pittsburgh      | 0                          | 3-1* (17.5)                 | 2-2* (12)                    | 6-3* (21.5)                 | 2-3* (6.)                    | 2-3* (3)                    | 60.00           |
| Williams        | 0                          | 3(15)                       | 10(25)                       | 4-1* (11.67)                | 3(6)                         | 0                           | 57.67           |
| Lehigh          | 0                          | 3(15)                       | 5(5)                         | 1(1)                        | 0                            | 0                           | 21.00           |
| Colgate         | 0                          | 3(15)                       | 4(12)                        | 2(6)                        | 3(6)                         | 4-2* (4.75)                 | 43.75           |
| Johns Hopkins   | 0                          | 3(15)                       | 2-1* (8)                     | 4-1* (11.8)                 | 1-2* (2.5)                   | 1-2* (1.8)                  | 39.10           |
| Swarthmore      | 0                          | 3(15)                       | 1(3)                         | 6(11)                       | 2(2)                         | 1(1)                        | 32.00           |
| Maine           | 0                          | 3(15)                       | 1(4)                         | 2(6)                        | 0                            | 2(2)                        | 27.00           |
| Boston Coll.    | 0                          | 2(10)                       | 3(12)                        | 1(3)                        | 2(4)                         | 4(4)                        | 33.00           |
| Stevens         | 0                          | 2(10)                       | 1(3)                         | 1(2)                        | 0                            | 0                           | 15.00           |
| Holy Cross      | 0                          | 2(10)                       | 0                            | 3(9)                        | 1(2)                         | 3(3)                        | 24.00           |
| Boston Univ.    | 0                          | 2(10)                       | 0                            | 0                           | 0                            | 0                           | 10.00           |
| Brown           | 0                          | 1-1* (7.5)                  | 5-3* (20.55)                 | 3-3* (10.05)                | 6-1* (8.7)                   | 0                           | 46.80           |
| Bowdoin         | 0                          | 1(5)                        | 3(12)                        | 4(9)                        | 7(11)                        | 3(3)                        | 40.00           |
| Bates           | 0                          | 1(5)                        | 2(8)                         | 1(3)                        | 1(2)                         | 0                           | 18.00           |
| Union           | 0                          | 1(5)                        | 2(4)                         | 0                           | 0                            | 0                           | 9.00            |
| Michigan State  | 0                          | 1(5)                        | 0                            | 2(6)                        | 4(8)                         | 1* (1.25)                   | 19.25           |
| Rutgers         | 0                          | 0                           | 3(6)                         | 3-2* (8.5)                  | 4-2* (9)                     | 2-2* (2.5)                  | 26.00           |
| Haverford       | 0                          | 0                           | 1(3)                         | 1(2)                        | 2-1* (2.5)                   | 1(1)                        | 8.50            |
| Colby           | 0                          | 0                           | 1(4)                         | 0                           | 0                            | 0                           | 4.00            |
| Hobart          | 0                          | 0                           | 1(1)                         | 0                           | 0                            | 0                           | 1.00            |
| Wash. and Jeff. | 0                          | 0                           | 0                            | 1(1)                        | 0                            | 0                           | 1.00            |

NOTE.

1876-1889, inclusive, only first places counted except in case of a tie, which was decided by the second places and first place counted one point.  
 1890-1897, inclusive, points were counted as follows: first place, 5 points; second place, 3 points; third place, 1 point.  
 1898-1913, inclusive, points were counted as follows: first place, 5 points; second place, 3 points; third place, 2 points; fourth place, 1 point.  
 1914-1930, points were counted as follows: first place, 5 points; second place, 4 points; third place, 3 points; fourth place, 2 points; fifth place, 1 point.  
 \*Number of places tied.

**TOTAL POINTS WON IN I.C.A.A.A. ANNUAL INDOOR CHAMPIONSHIP ATHLETIC MEETINGS, 1922-1931.**

Scoring is on basis of 5 for first, 4 for second, 3 for third, 2 for fourth and 1 for fifth. Number of points secured for each place is indicated by figure in parentheses. Asterisk (\*) indicates points split.

| Members.       | Cham- pion- ships. | First Places and Pts. | Second Places and Pts. | Third Places and Pts. | Fourth Places and Pts. | Fifth Places and Pts. | Total Points. |
|----------------|--------------------|-----------------------|------------------------|-----------------------|------------------------|-----------------------|---------------|
| Pennsylvania   | 3½                 | 18* (86.83)           | 21* (55.80)            | 23* (42.36)           | 25* (26.95)            | 27* (16.68)           | 238.61        |
| Cornell        | 2½                 | 10* (46.16)           | 18* (48.82)            | 24* (48.366)          | 29* (33.634)           | 38* (25.72)           | 202.71        |
| Harvard        | 2                  | 9* (41.666)           | 13* (42.276)           | 17* (37.468)          | 21* (31.59)            | 15* (9.30)            | 162.29        |
| Georgetown     | 1                  | 14* (67.5)            | 13* (45.00)            | 15* (37.75)           | 11* (12.62)            | 9* (4.81)             | 167.68        |
| N.Y.U.         | 1                  | 5 (25.00)             | 7 (28.00)              | 4 (12)                | 3 (6)                  | 1 (1)                 | 72.00         |
| Dartmouth      | 0                  | 10* (43.17)           | 11* (27.63)            | 15* (28.22)           | 17* (19.368)           | 13* (7.38)            | 125.78        |
| Princeton      | 0                  | 10* (48.50)           | 4* (13.25)             | 6* (20.5)             | 7 (14)                 | 6 (6)                 | 102.25        |
| Penn State     | 0                  | 10 (50.00)            | 4 (16.00)              | 6 (18.00)             | 5 (10)                 | 4 (4)                 | 98.00         |
| Yale           | 0                  | 6* (21.666)           | 16* (45.63)            | 16* (30.72)           | 19* (24.58)            | 14* (7.99)            | 130.586       |
| Boston College | 0                  | 5 (25.00)             | 7 (28)                 | 1 (3)                 | 5 (10)                 | 1 (1)                 | 67.00         |
| Holy Cross     | 0                  | 5 (25.00)             | 2 (8)                  | 2 (6)                 | 1 (2)                  | 1 (1)                 | 42.00         |
| Syracuse       | 0                  | 5* (22.5)             | 2* (6)                 | 3 (9)                 | 2 (4)                  | 2 (2)                 | 43.50         |
| Columbia       | 0                  | 4* (16.5)             | 6* (22)                | 3 (9)                 | 2 (4)                  | 4 (4)                 | 55.5          |
| Brown          | 0                  | 2 (10)                | 1* (1)                 | 2* (3.75)             | 5* (7)                 | 7* (6.5)              | 27.25         |
| Pittsburgh     | 0                  | 2 (10)                | 1 (4)                  | (0)                   | (0)                    | (0)                   | 14.00         |
| Lafayette      | 0                  | 1 (5)                 | 2* (4.44)              | 1* (.333)             | 2* (2.22)              | 1* (.11)              | 12.10         |
| Bowdoin        | 0                  | 1 (5)                 | 1 (4)                  | (0)                   | 4* (5.66)              | 3* (1.89)             | 16.55         |
| Bates          | 0                  | 1 (5)                 | 1 (4)                  | (0)                   | (0)                    | (0)                   | 9.00          |
| Johns Hopkins  | 0                  | 1 (5)                 | 1* (.444)              | 1* (.333)             | 1* (.222)              | 2* (1.11)             | 7.11          |
| Colgate        | 0                  | 1* (2.5)              | 1* (2.00)              | (0)                   | (0)                    | 2 (2)                 | 6.50          |
| Colby          | 0                  | 1 (5)                 | (0)                    | 2 (6)                 | 2 (4)                  | 3 (3)                 | 18.00         |
| Fordham        | 0                  | 1 (5)                 | (0)                    | 1 (3)                 | (0)                    | (0)                   | 8.00          |
| Amherst        | 0                  | (0)                   | 4* (12.11)             | 2* (2.5)              | (0)                    | (0)                   | 14.61         |
| Union          | 0                  | (0)                   | 1 (4)                  | 2 (6)                 | (0)                    | (0)                   | 10.00         |
| C.O.N.Y.       | 0                  | (0)                   | 1 (4)                  | 1 (3)                 | (0)                    | (0)                   | 7.00          |
| Butgers        | 0                  | (0)                   | 1 (4)                  | (0)                   | (0)                    | (0)                   | 4.00          |
| Williams       | 0                  | (0)                   | 1 (4)                  | (0)                   | (0)                    | (0)                   | 4.00          |
| M.I.T.         | 0                  | (0)                   | (0)                    | 1 (3)                 | (0)                    | 2 (2)                 | 5.00          |
| Haverford      | 0                  | (0)                   | (0)                    | (0)                   | 1 (2)                  | 1 (1)                 | 3.00          |
| Mauhattan      | 0                  | (0)                   | (0)                    | (0)                   | 1 (2)                  | (0)                   | 2.00          |
| Swarthmore     | 0                  | (0)                   | (0)                    | (0)                   | (0)                    | 1 (1)                 | 1.00          |

**WINNERS OF I.C.A.A.A. TRACK AND FIELD CHAMPIONSHIP MEETINGS, 1876-1930**

|                |                     |                      |
|----------------|---------------------|----------------------|
| 1876—Princeton | 1894—Yale           | 1913—Univ. of Penn.  |
| 1877—Columbia  | 1895—Yale           | 1914—Cornell         |
| 1878—Columbia  | 1896—Yale           | 1915—Cornell         |
| 1879—Columbia  | 1897—Univ. of Penn. | 1916—Cornell         |
| 1880—Harvard   | 1898—Univ. of Penn. | 1917—Not held.       |
| 1881—Harvard   | 1899—Univ. of Penn. | 1918—Cornell         |
| 1882—Harvard   | 1900—Univ. of Penn. | 1919—Cornell         |
| 1883—Harvard   | 1901—Harvard        | 1920—Univ. of Penn.  |
| 1884—Harvard   | 1902—Yale           | 1921—Univ. of Cal.   |
| 1885—Harvard   | 1903—Yale           | 1922—Univ. of Cal.   |
| 1886—Harvard   | 1904—Yale           | 1923—Univ. of Cal.   |
| 1887—Yale      | 1905—Cornell        | 1924—Yale            |
| 1888—Harvard   | 1906—Cornell        | 1925—So. California  |
| 1889—Yale      | 1907—Univ. of Penn. | 1926—So. California  |
| 1890—Harvard   | 1908—Cornell        | 1927—Stanford        |
| 1891—Harvard   | 1909—Harvard        | 1928—Stanford.       |
| 1892—Harvard   | 1910—Univ. of Penn. | 1929—Stanford.       |
| 1893—Yale      | 1911—Cornell        | 1930—So. California. |
|                | 1912—Univ. of Penn. |                      |

**WINNERS OF I.C.A.A.A. INDOOR CHAMPIONSHIP ATHLETIC MEETINGS, 1922-1931**

|                   |                 |                                 |
|-------------------|-----------------|---------------------------------|
| 1922—Cornell      | 1925—Georgetown | 1929—New York University.       |
| 1923—Pennsylvania | 1926—Harvard    | *1930—Cornell and Pennsylvania. |
| 1924—Pennsylvania | 1927—Harvard    | 1931—Pennsylvania.              |
| *Tie.             | 1928—Cornell.   |                                 |

Note—For Cross-Country Winners and Individual Champions, see page 105.



## 'VARSITY MEETS, 1930.

- AMHERST—R.I. State (April 17); 102 1-2, Vermont 32 1-2 (May 3); Wesleyan (May 9); 73, Williams 62 (May 24).
- BATES—65, Brooklyn Y.M.C.A. 10 (May 3); 20, Holy Cross 22 (May 24); 58, Maine 59 (February 15); 57 1-2, New Hampshire 77 1-2 (May 10).
- BOSTON COLL.—51, Holy Cross 84 (May 15); 29 1-2, Army 96 1-2 (May 10).
- GEATER BOSTON—Harvard 110, Northeastern 42, M.I.T. 34, Boston Coll. 33, Boston Univ. 5 (May 2-3).
- BOWDOIN—New Hampshire (April 30); 102 2-3, Tufts 32 1-3 (May 10).
- BROWN—50, Columbia 85 (May 10); 51 1-2, New Hampshire 83 1-2 (May 3); 68, Rhode Island State 67 (April 26); 66, Wesleyan 69 (May 17).
- CALIFORNIA—55, Olympic Club 76 (April 12); 26, Southern California 105 (March 29); 47 14-15, Stanford 77 1-15 (April 19).
- CARNEGIE TECH—30, Pittsburgh 76, West Virginia 101 1-2, Washington-Jefferson 16 1-2 (May 17); 45, Geneva 90 (May 2); 73, Grove City 62 (May 8); 45, Pittsburgh 90 (May 14); 95, Washington-Jefferson 40 (May 10); 70 1-2, Western Reserve 60 1-2 (April 26).
- CINCINNATI—64, Denison 67 (May 3); 106 1-2, Georgetown Coll. 24 1-2 (April 12); 111, Kenyon 6 (May 17); 70, Kentucky 60 (May 10); 29, Miami 102 (April 26); 39, Ohio Univ. 54 (indoors) (March 29); 52 1-2, Ohio Univ. 78 1-2 (April 19).
- COLGATE—43 1-2, Army 87 1-2 (May 17); 54 2-3, N.Y.U. 71 1-3 (May 10).
- C.C.N.Y.—82 1-2, Fordham 43 1-2 (May 22); 80 1-2, Manhattan 45 1-2 (May 15); 100, R.P.I. 26 (May 10); 72, Temple 54 (May 3).
- COLUMBIA—48, Army 78 (May 3); 56 1-2, Syracuse 78 1-2 (May 17).
- CORNELL—63, Michigan 32 (indoors) (March 22); 63 1-2, Pennsylvania 71 1-2 (May 10); 79 1-3, Princeton 55 2-3 (May 24).
- DARTMOUTH—45 1-3, Harvard 89 2-3 (May 17); 52, Pennsylvania 83 (May 24); 73 1-3, Syracuse 58 2-3 (May 3).
- EASTERN INTERCOLLEGIATE A.A.—Springfield 51 1-3, Northeastern 44 1-3, Amherst 18, Worcester Tech 17, Conn. Agri. Coll. 13, R.I. State 9 1-3, Middlebury 6, Norwich 3, Trinity 2, Mass. Agri. 1 (May 17).
- GEORGETOWN—38, Navy 88 (May 17); 37 1-2, N.Y.U. 97 1-2 (May 3); Temple (May 10); West Virginia (May 24).
- HARVARD—93, William-Mary 33 (April 12); 74 1-2, Yale 60 1-2 (May 24).
- HVERFORD—92, Delaware 34 (April 29); 69 1-3, Johns Hopkins 56 2-3 (May 3); 69 1-2, Lehigh 56 1-2 (May 10); 62 1-6, Swarthmore 61 5-6 (May 17); 47 1-2, William-Mary 78 1-2 (April 19).
- HOLY CROSS—66, Maine 69 (May 10).
- JOHNS HOPKINS—83 2-3, Delaware 42 1-3 (April 6); 58, Swarthmore 68 (May 10).
- LAFAYETTE—79 2-3, Lehigh 46 1-3 (May 17); 89, Muhlenberg 37 (May 3); 80 1-2, Rutgers 45 1-2 (May 7); 66 1-2, Union 59 1-2 (May 10).
- MAINE STATE—Maine 53 1-3, Bates 40, Bowdoin 33 2-3, Colby 8 (May 17).
- MANHATTAN—47, Union 79 (May 3).
- MASS. INST. TECH.—59, New Hampshire 76 (May 17); 81 1-2, Williams 53 1-2 (May 10).

- MICHIGAN—74, Illinois 61 (May 10); 63 1-2, Ypsilanti Normal 38 1-2, Michigan State 17, 96 1-3, Minnesota 38 2-3 (May 17).
- MICHIGAN STATE—39 1-2, Chicago 46 1-2 (March 22); 78 1-3, Detroit C.C. 52 2-3 (April 19); 36 1-2, Marquette 72 1-2 (February 15); 37, Notre Dame 89 (May 10); 66, Ohio Wesleyan 43 (February 22).
- MICHIGAN STATE INTERCOLLEGIATE A.A.—Kalamazoo Tchrs. 51 1-2, Michigan State Coll. 40 3-4, Ypsilanti Normal 33 1-2, Detroit C.C. 19 1-4, Hillsdale 6 1-4, Detroit Univ. 6, Albion 3, Mt. Pleasant Tchrs. 2, Grand Rapids 2, Alma 1 (May 17).
- MICHIGAN CENTRAL INTERCOLLEGIATE A.A.—(indoors) Notre Dame 38 1-2, Marquette 16 1-2, Drake 14 2-3, Kalamazoo Tchrs. 12, Butler 9, Michigan State Coll. 8 1-3, Ypsilanti Normal 8, Detroit C.C. 6, Miami 6, Bradley 4, Grinnell 4, Ohio Wesleyan 1 (March 8).
- MICHIGAN CENTRAL INTERCOLLEGIATE A.A.—Notre Dame 69, Michigan State 36, Marquette 33, St. Xavier 13, Kalamazoo Tchrs. 6, Detroit C.C. 5, Loyola 2 (May 23).
- MIDDLE ATLANTIC STATES A.A.—Lafayette 32 1-2, Haverford 27 1-2, Union 27 1-2, Gettysburg 20, Rutgers 19, Manhattan 18, Muhlenberg 15, Swarthmore 14, Alfred 10, Franklin-Marshall 8, Ursinus 7, Dickinson 4 1-2, Johns Hopkins 4, St. Joseph 3 (May 24).
- NATIONAL COLLEGIATE A.A.—Southern California 57 27-70, Washington 40, Iowa 30 1-7, Ohio State 29 1-10, Stanford 28, Illinois 27 17-70, Michigan 20 1-7, Indiana 20, Oregon 12, Wisconsin 11 1-10, Chicago 11, Nebraska 11, Notre Dame 10 1-7, California 10, Butler 10, Georgia Tech 10, Pittsburgh 10, Purdue 10, Wichita 10, Texas Christian 9, Geneva 8, Loyola 6 (June 7).
- NEW ENGLAND INTERCOLLEGIATE A.A.—Maine 26 1-2, Northeastern 24, Holy Cross 22, Bates 20, Bowdoin 12, Worcester Tech 10, Brown 9 1-2, New Hampshire 9, M.I.T. 9, Boston 8, Connecticut State 5, Wesleyan 5, Boston Univ. 3, Colby 2 (May 23-24).
- NEW YORK STATE I.A.C.—Hamilton 99, Alfred 66, St. Lawrence 42 1-2, Rochester 11 1-2.
- NEW YORK UNIV.—71 3-4, Army 54 1-4, 87 5-12, Rutgers 38 7-12 (May 17).
- PENNSYLVANIA—68 1-2, Yale 66 1-2 (May 3).
- PENN STATE—55 1-2, North Carolina 70 1-2 (April 19); 85 5-6, Pittsburgh 50 1-6 (May 10); Syracuse (May 24).
- PITTSBURGH—41, Army 85 (May 31); 40, Ohio State 95 (April 19); 72 1-3, West Virginia 61 2-3 (May 24).
- PRINCETON—80 2-3, North Carolina 45 1-3 (May 10); 55, Yale 80 (May 17).
- RUTGERS—66, Lehigh 60 (May 3).
- SOUTHERN CALIFORNIA—89, Los Angeles A.C. 42 (March 22); 93, Los Angeles A.C. 38 (April 5); 41 11-12, Stanford 84 1-12 (April 12).
- STANFORD—64 1-4, Los Angeles A.C. 61 3-4 (April 19); 65 2-3, Olympic Club 60 1-3 (March 8); 91, Washington 35 (April 26).
- SWARTHMORE—79 1-3, Delaware 32 1-3, Drexel 14 1-3 (April 12); 89 2-5, Dickinson 36 3-5 (April 19); 62, Lehigh 64 (April 30).
- UNION—92, R.P.I. 34 (May 17).
- WESTERN CONFERENCE—Michigan 51, Illinois 44 1-2, Wisconsin 33, Ohio State 31 1-2, Iowa 24, Indiana 20, Northwestern 18, Chicago 7, Purdue 7, Minnesota 4 (May 23-24).
- WEST VIRGINIA—Geneva (April 19).
- WILLIAMS—70 1-2, Middlebury 64 1-2 (April 26); 61, Wesleyan 74 (May 3).

## PENN RELAYS. HELD AT PHILADELPHIA, APRIL 25-26, 1930.

*College Championships.*

440 YARDS—1 Chicago, 2 Ohio State, 3 Pennsylvania; 42.2s. 880 YARDS—1 Ohio State, 2 Chicago, 3 Pennsylvania; 26 4.5s. (record). 1 MILE—1 Harvard, 2 Pennsylvania, 3 Yale, 4 Holy Cross, 5 Georgetown; 3m. 18 2.5s. 2 MILES—1 Bates, 2 Ohio State, 3 Harvard 4 New York University; 7m. 52.7s. 4 MILES—1 Pennsylvania, 2 New York University, 3 Penn State, 4 Michigan State; 17m. 51.7s. 480 YARDS SHUTTLE HURDLE—1 Yale, 2 Ohio State, 3 N.Y.U., 4 Army; 1m. 4.3s. SPRINT MEDLEY (440, 220, 220, 880)—1 Chicago, 2 Georgetown, 3 N.Y.U.; 3m. 29.9s. DISTANCE MEDLEY (440, 880, 3-4 mile, 1 mile)—1 Pennsylvania, 2 N.Y.U., 3 Ohio State; 10m. 20.2s. (record).

*Relays. All One Mile.*

1 Geneva, 2 Manhattan, 3 Franklin-Marshall; 3m. 25.6s. 1 Bowdoin, 2 Catholic Univ., 3 Johns Hopkins, 4 St. John; 3m. 30.3s. 1 Detroit C.C., 2 Temple, 3 C.C.N.Y.; 3m. 24.2s. 1 DePauw, 2 Union, 3 William-Mary, 4 Fordham; 3m. 22.6s. 1 Colgate, 2 Rutgers, 3 Boston Univ.; 3m. 21.8s. Middle Atlantic (A) 1 Union, 2 Lafayette, 3 Rutgers; 3m. 21.8s.; (B) 1 Swarthmore, 2 Manhattan, 3 Haverford; 3m. 27s. Freshman—1, Pennsylvania, 2 Syracuse, 3 N.Y.U., 4 Manhattan; 3m. 19.2s. (record).

## FRESHMAN MEETS, 1930—CLASS OF 1933.

BOSTON COLL.—61, Holy Cross 56 (May 17); 61 1-2, New Hampshire 64 1-2 (May 24).  
 BROWN—68 1-2, New Hampshire 57 1-2 (May 17).  
 COLGATE—82 1-2, Cook Academy 25 1-2 (May 24).  
 COLUMBIA—49, DeWitt Clinton H.S. 41 (April 30); 46, Stuyvesant H.S. 35 (April 26).  
 CORNELL—20, Pennsylvania 115 (May 10).  
 DARTMOUTH—78 1-2, Andover 47 1-2 (May 17); 64 1-3, Exeter 61 2-3 (May 24).  
 GREATER BOSTON—Harvard 96 1-2, Boston Coll. 41, M.I.T. 41, Tufts 22, Northeastern 17, Boston Univ. 5 1-2 (May 3).  
 HARVARD—58, Andover 68 (April 19); 44, Exeter 64 (May 17); 46, Yale 89 (May 24).  
 LAFAYETTE—30, Lehigh 96 (May 17).  
 MANHATTAN—42, N.Y.U. 75 (May 10).  
 MASS. INST. TECH.—58, New Hampshire 68 (May 10).  
 PENNSYLVANIA—101, Princeton 34 (May 24); 109 1-2, West Philadelphia 16 1-2 (April 13).  
 PENN STATE—75, Pittsburgh 60 (May 10).  
 PRINCETON—54, Hill 72 (May 3); 35, Yale 100 (May 17).  
 RUTGERS—65, Asbury Park H.S. 52 (April 30).  
 WEST VIRGINIA—60 3-5, Kiski Prep. 65 2-5 (May 24).  
 WILLIAMS—90, Albany H.S. 18 (May 10).  
 YALE—83, Andover 43 (May 3).

## 'VARSITY CROSS-COUNTRY RUNS, 1930.

AMHERST—36, Wesleyan 42, Williams 48 (November 8).  
 BATES—24, Maine 32 (October 31).  
 BROWN—40, New Hampshire 15 (October 25); 28, Tufts 27 (November 8); 23, Williams 32 (November 1).  
 CARNEGIE TECH—37, New York University 18 (November 1).  
 COLGATE—35, Alfred 20 (November 1); 26, R.P.I. 29 (October 18); 25, Rochester 30 (October 25); 38, Syracuse 17 (November 11).  
 COLL CITY NEW YORK—30, Fordham 25 (November 7); 29, Manhattan 26 (October 24); 38, R.P.I. 17 (November 1).  
 COLUMBIA—77, Cornell 30, Dartmouth 103, Pennsylvania 44 (November 1); 28, Princeton 27 (October 24); 40, Syracuse 15 (October 18).  
 CORNELL—22, Alfred 33 (October 18); 15, Yale 40 (October 24).  
 DARTMOUTH—68, Harvard 20, M.I.T. 54 (October 24); 15, Norwich 50 (October 17).  
 HARVARD—16, Yale 55 (October 31).  
 JOHNS HOPKINS—31, Lehigh 24 (October 25).  
 LAFAYETTE—23, Lehigh 32 (November 15); 29, Princeton 26 (October 31); 25, Rutgers 30 (October 11); 35, Army 20 (November 22); 34, Navy 21 (November 29).  
 MAINE—19, Conn. Agri. 42 (October 11).  
 MANHATTAN—27, Lehigh 28 (November 1); 32, Union 23 (October 18).  
 MASS. INST. TECH.—70, Army 34, New Hampshire 30 (November 1).  
 METROPOLITAN C.C.N.Y.—90, Columbia 52, Manhattan 51, New York Univ. 17 (November 11).  
 MICHIGAN—22, Michigan State 33 (November 1).  
 MICHIGAN CENTRAL INTERCOLLEGIATE A.A.—Michigan Normal 31, Michigan State 48, Butler 48, Kalamazoo Tchrs., Adrian (November 22).  
 MICHIGAN STATE—25, Butler 30 (October 25); 31, Notre Dame 25 (November 7).  
 MICHIGAN STATE INTERCOLLEGIATE A.A.—Ypsilanti Nor. 22, Kalamazoo Coll. 64, Kalamazoo Tchrs. 68, Michigan State Res. 77, Adrian 90 (November 7).  
 MIDDLE ATLANTIC STATES A.A.—Alfred 39, Manhattan 63, Union 70, Lafayette 76, Rutgers 101, Lehigh 156 (St. Joseph's had only one runner) (November 24).  
 NEW ENGLAND INTERCOLLEGIATE A.A.—Bates 32, New Hampshire 49, Maine 85, M.I.T. 118, Conn. Agri. 149, Holy Cross 166, Rhode Island 173, Northeastern 177, Boston Univ. 234 (November 10).  
 NEW YORK UNIV.—21, Rutgers 34 (October 25); 15, Union 40 (November 8); 15, Villanova 40 (October 11).  
 PENNSYLVANIA—34, Wisconsin 24 (October 18); 15, Pittsburgh 40 (October 25); 23, Syracuse 32 (November 8).  
 PITTSBURGH—40, Syracuse 15 (November 1).  
 PRINCETON—23, Rutgers 32 (October 17); 25, Yale 30 (November 8).  
 RUTGERS—36, Lehigh 19 (November 8).  
 SYRACUSE—15, Hobart 50 (October 4).  
 UNION—15, Dickinson 40 (November 1).  
 WEST VIRGINIA—33, Navy 22 (November 22).  
 WILLIAMS—32, Middlebury 23 (October 11); 56, Alfred 15, St. Stephen's 49 (October 24).

Princeton-Cornell vs. Oxford-Cambridge

Held at Stamford Bridge, London, July 12, 1930.


100 yds. run—1, C. H. Meinig (Cor); 2, B. H. Hand (P); 3, J. T. Andrews (O); 4, L. R. J. Rinkel (Cam).....10.3s  
 220 yds. run—1, C. H. Meinig (Cor); 2, J. C. Walkley (Cam); 3, J. T. Andrews (O); 4, B. H. Hand (P).....22.3s  
 440 yds. run—1, S. L. Elmer (Cor); 2, A. D. Keown (P); 3, L. B. Neame (Cam); 4, W. C. Wentworth (O).....51s  
 880 yds. run—1, H. S. Townsend (O); 2, M. H. C. Getteridge (Cam); 3, A. S. Mills (P); 4, F. G. Duluff (Cor).....1m.50.8s  
 1-mile run—1, J. F. Cornes (O); 2, T. L. B. Bryan (Cam); 3, H. Dawson (P); 4, R. Spencer (P).....4m.20.4s  
 2-mile run—1, C. W. Benson (Cam); 2, E. B. Pattison (Cor); 3, S. R. Levering (Cor); 4, J. R. Crogson (Cam).....9m.42s  
 120 yds. hurdles—1, W. G. Heasley (Cor); 2, R. M. N. Tisdall (Cam); 3, G. H. Clark (Cor); 4, W. L. H. Thring (Cam).....15.2s  
 220 yds. hurdles—1, C. E. Scarlett (P); 2, R. M. N. Tisdall (Cam); 3, J. W. Lincoln (P); 4, R. K. Brown (Cam).....24.7s  
 High jump—1, C. E. S. Gordon (O); 2, E. H. Ebehare (Cor); 3, T. P. Moll (Cam) and H. S. Faber (P), tie.....6ft.3-in  
 Broad jump—1, R. W. Revans (Cam); 2, R. C. Williams (Cor); 3, C. W. Summerill (P); 4, W. T. Sartain (Cam).....23ft.2-3-in  
 Pole vault—1, E. L. Colyer (Cor); 2, J. M. Rauck (P); 3, P. B. O. Ogilvie (Cam) and H. H. Bayley (Cam), tie.....12ft.7in  
 16-lb. shot—1, L. H. Levy (Cor); 2, O. B. Schoenfeld (Cor); 3, J. P. A. Wallace (Cam); 4, C. E. Elliott (Cam).....48ft.5-1-in

Team Scores—Princeton-Cornell, 7 first places; Oxford-Cambridge, 5 first places.



1, Clyde Littlefield, Coach; 2, Alexander; 3, Terrell; 4, Gunn; 5, Underwood; 6, Perkins; 7, Kelley, Trainer; 8, Alderson, Asst. Coach; 9, Westerfeldt; 10, Hodges; 11, Schiller; 12, Hyneman; 13, Henry; 14, Wilkey; 15, Harkrider, Mgr.; 16, McKinnon; 17, Rose; 18, Harris; 19, Mondrik, Capt.; 20, Gullin; 21, Marsh; 22, Harris; 23, Craig.

UNIVERSITY OF TEXAS, AUSTIN.



1, Laster; 2, Collier; 3, Holsonbake; 4, McCluney; 5, Dawson; 6, Harlan; 7, Fries; 8, Slocomb; 9, Wingo; 10, Anderson, Coach; 11, Emmons; 12, Smith; 13, Winders; 14, Perkins; 15, Hodges, Co-capt.; 16, Farmer, Co-capt.; 17, Tracy; 18, Mims; 19, Morris; 20, Floyd; 21, Sessions; 22, Michael; 23, Stiteler; 24, Sebosta; 25, Reeves; 26, Hahn; 27, Rees.

TEXAS AGRICULTURAL AND MECHANICAL COLLEGE, COLLEGE STATION.

## RELAY CARNIVALS

## University of Pennsylvania Thirty-sixth Annual Relays

Held at Franklin Field, Philadelphia, April 25-26, 1930.

## COLLEGE RELAY CHAMPIONSHIPS.

|   |           |
|---|-----------|
| 440 yds.—1, Chicago (Haydon, Ramsey, Root, East); 2, Ohio State; 3, Pennsylvania.   | 42.2s     |
| 880 yds.—1, Ohio State (Rockaway, Richards, Strother, Simpson); 2, Chicago; 3, Pennsylvania.                                      | 1m.26.5s  |
| 1 mile college—1, Harvard (Hennessy, Cummings, Record, Munroe); 2, Pennsylvania; 3, Yale.   | 3m.18.4s  |
| 1 mile Class B—1, Colgate (Stollwerek, Hart, Drake, Whitney); 2, Pittsburgh; 3, Navy.   | 3m.20.4s  |
| 1 mile college freshman—1, Pennsylvania (Jones, Healey, Edwards, Carr); 2, Syracuse; 3, New York Univ.                            | 3m.19.2s  |
| 1 mile normal school—1, Hampton (Brown, Tull, Gray, Barley); 2, Panzer; 3, Cheyney.   | 3m.27.5s  |
| 2 miles—1, Bates (Cole, Lind, Viles, Chapman); 2, Ohio State; 3, Harvard.   | 7m.52.7s  |
| 4 miles—1, Pennsylvania (Ritchie, Montgomery, Conn, McKniff); 2, New York Univ.; 3, Penn State.                                   | 17m.51.7s |
| 480 yds. shuttle hurdle—1, Yale (Childs, Brereton, Tritle, DeVoe); 2, Ohio State; 3, New York Univ.                               | 1m.4.3s   |
| Sprint medley (40, 220, 220, 880)—1, Chicago (Root, East, Haydon, Letts); 2, Georgetown; 3, New York Univ.                        | 3m.29.0s  |
| Distance medley (440, 880, 1320, mile)—1, Pennsylvania (McLoughlin, Kerr, Montgomery, McKniff); 2, New York Univ.; 3, Ohio State. | 10m.20.2s |

## SCHOOL RELAY CHAMPIONSHIPS.

|  |          |
|--|----------|
| 440 yds. interscholastic—1, Mercersburg (Estes, Pyewell, Serfas, Pierce); 2, Woodbury Forest; 3, Brooklyn Manual Training.           | 44.2s    |
| 1 mile prep school—1, Mercersburg (Estes, Serfas, Pyewell, Piper); 2, Newark Prep; 3, Brooklyn Prep.                                 | 3m.28.6s |
| 1 mile Class B prep school—1, Bishop Loughlin H.S. (Carey, Flynn, Riordan, Seaman); 2, Brooklyn Poly Prep; 3, Peddie.                | 3m.30.3s |
| 1 mile high school—1, Brooklyn Tech (Dandell, Wardle, Blitzer, Larose); 2, Lakewood (Ohio); 3, DeWitt Clinton.                       | 3m.30.2s |
| 1 mile Class B high school—1, DeWitt Clinton (Brown, Silverman, Holz, O'Toole); 2, Morris (N.Y.); 3, Eastern (Washington).           | 3m.32s   |
| 2 mile interscholastic—1, Lakewood, Ohio (S. Smith, Reilinger, Mobley, H. Smith); 2, Hamilton Collegiate (Canada); 3, Brooklyn Tech. | 8m.16.2s |
| Interscholastic medley (880, 440, 220, mile)—1, Mercersburg (Cox, Estes, Serfas, Reed); 2, Allentown Prep; 3, St. James Acad.        | 7m.50.8s |

## COLLEGE INDIVIDUAL EVENTS.

|  |               |
|--|---------------|
| 100 yds. run—1, Simpson (Ohio State); 2, Hufson (Denison); 3, Kurtin (Columbia).   | 9.6s          |
| 3000 mtrs. steeplechase—1, Brown (Michigan); 2, Fortier (Manhattan); 3, Pattison (Cornell).  | 9m.57.8s      |
| 120 yds. hurdles—1, Hatfield (Indiana); 2, Clark (Cornell); 3, Hensley (Cornell).  | 15.8s         |
| 400 mtrs. hurdles—1, Kinnamon (Maryland); 2, Hatfield (Indiana); 3, Kjellstrom (Georgetown).   | 56.8s         |
| High jump—1, O'Connor (Columbia); 2, Avery (Yale), Hochman (Ohio State), tie.  | 6ft.1 5-8in   |
| Broad jump—1, Hamm (Georgia Tech); 2, Furth (NYU); 3, Peacock (Temple).  | 25ft.4 1-4in  |
| Hop, step and jump—1, Furth (NYU); 2, Green (Army); 3, Utterback (Pittsburgh), Berstein (Brooklyn Law).  | 47ft.8 7-8in  |
| Pole vault—1, W. Cone (Yale); 2, Gavin (Ursinus), Rauck (Princeton), Squires (Yale), tie.  | 13ft          |
| 16-lb. shot—1, Levy (Cornell); 2, Morris (Haverford); 3, Sexton (Georgetown).  | 47ft.1 3-8in  |
| 16-lb. hammer—1, Flanagan (Holy Cross); 2, Vonckx (Harvard); 3, Connor (Yale).   | 158ft.2 7-8in |
| Discus—1, Morris (Haverford); 2, Steiner (Pennsylvania); 3, Schneider (NYU).   | 141ft.9 1-4in |
| Javelin—1, Friedman (Geneva); 2, Williams (Hampton); 3, Graydon (Ga. Tech).  | 197ft.1 4in   |
| Decathlon—1, B. Berlinger (Pennsylvania); 2, R. L. Todd (Indiana); 3, C. Cash (Georgetown); 4, L. Parlette (Georgetown); 5, R. Chubbock (Conn. Agri.). | 7460.608pts   |


## SPECIAL INVITATION RACES.

|   |         |
|---|---------|
| 3-4 mile—1, Bullwinkle (CONY); 2, Venzke (Swedish-American A.C.); 3, Leo Lermond (Boston AA).       | 3m.5.3s |
| 1 mile—1, Ray Conger (Illinois AC); 2, Leo Lermond (Boston AA); 3, G. Venzke (Swedish-American AC). | 4m.25s  |



1, J. Eddie Weems, Coach; 2, McKinnis, Mgr.; 3, Hunter; 4, Adams; 5, Keyes; 6, Brown; 7, Travis; 8, Wood; 9, Gray; 10, Hodges, Capt.; 11, Bill Weems; 12, Vaughn.

ABILENE (TEX.) CHRISTIAN COLLEGE.



1, D. Dunkin; 2, Ratliff; 3, Smith; 4, Snodgrass; 5, Fanning; 6, Sullivan; 7, Youngblood, Coach; 8, Damaron, Mgr.; 9, E. Dunkin; 10, Harlow; 11, Clossé; 12, Johnson; 13, Harris; 14, Brinkley.

DANIEL BAKER COLLEGE, BROWNWOOD, TEX.

Rodgers, Photo.

Drake University Twenty-first Annual Relays

Held at Drake Stadium, Des Moines, Iowa, April 25-26, 1930.

UNIVERSITY RELAY CHAMPIONSHIPS.

|   |           |
|---|-----------|
| 440 yds.—1, Illinois; 2, Michigan; 3, Kansas; 4, Texas Christian.....               | 41.7s     |
| 880 yds.—1, Illinois; 2, Michigan; 3, Iowa; 4, Kansas.....                          | 1m.27.6s  |
| 1 mile—1, Missouri; 2, Michigan; 3, Texas; 4, Indiana.....                          | 3m.17s    |
| 2 miles—1, Notre Dame; 2, Washington State; 3, Nebraska; 4, Kansas.....             | 7m.54.8s  |
| 4 miles—1, Marquette; 2, Butler; 3, Indiana; 4, Wisconsin.....                      | 18m.6.6s  |
| Distance medley—1, Marquette; 2, Ypsilanti (Mich.) Nor.; 3, Butler; 4, Indiana..... | 10m.23.7s |
| 480 yds. shuttle hurdle—1, Illinois; 2, Iowa State; 3, Wisconsin; 4, Iowa.....      | 1m.1.9s   |
| 440 yds. varsity football—1, Tulane; 2, Notre Dame; 3, Purdue; 4, Nebraska.....     | 43.6s     |

COLLEGE RELAY CHAMPIONSHIPS.

|   |          |
|---|----------|
| 880 yds.—1, Oklahoma Bapt.; 2, Pittsburg (Kan.) Tehrs.; 3, Morningside; 4, Wichita.....                     | 1m.28.5s |
| 1 mile—1, Pittsburg (Kan.) Tehrs.; 2, Morningside; 3, Lombard; 4, Emporia (Kan.) Tehrs.....                 | 3m.20.4s |
| 2 miles—1, Pittsburg (Kan.) Tehrs.; 2, Carleton; 3, Ypsilanti (Mich.) Nor.; 4, Kalamazoo (Mich.) Tehrs..... | 8m.2.4s  |
| Sprint medley—1, Abilene Christian; 2, Emporia (Kan.) Tehrs.; 3, Wichita; 4, Cornell.....                   | 3m.33.3s |

IOWA INTERCOLLEGIATE ASSOCIATION RELAY CHAMPIONSHIPS.

|   |          |
|---|----------|
| 880 yds. (first section)—1, Morningside; 2, Buena Vista; 3, Iowa Tehrs; 4, Parsons..... | 1m.30.2s |
| 880 yds. (second section)—1, Penn.; 2, Simpson; 3, Iowa Wesleyan.....                   | 1m.32.1s |
| 1 mile—1, Morningside; 2, Simpson; 3, Iowa Tehrs; 4, Penn.....                          | 3m.25.6s |

COLLEGIATE INDIVIDUAL EVENTS.

|   |             |
|---|-------------|
| 100 yds. run—1, Leland (Texas Christian); 2, Bracey (Rice Inst.); 3, Tolan (Michigan).....      | 9.6s        |
| 2-mile run—1, Martin (Purdue); 2, Manning (Wichita); 3, Putnam (Iowa State).....                | 9m.26.2s    |
| 120 hurdles—1, Sentman (Illinois); 2, Lamson (Nebraska); 3, Fager (Iowa State).....             | 14.9s       |
| High jump—1, Shelby (Oklahoma); 2, Russell (Bradley), Ehrlich (Kansas State).....               | 6ft.5in     |
| Shaw (Wisconsin), tie.....  | 6ft.5in     |
| Broad jump—1, Gordon (Iowa); 2, Mendel (Yankton); 3, Timberlake (Washington).....               | 24ft        |
| Hop, step and jump—1, Redd (Quincy); 2, Engleman (South Dakota State); 3, Craig (Nebraska)..... | 46ft.3in    |
| Pole vault—1, Varne (Northwestern); 2, Canby (Iowa), Lansrude (Drake), tie.....                 | 13ft.11in   |
| Shot put—1, J. Bausch (Kansas); 2, Rhea (Nebraska); 3, Paul (Armour Tech).....                  | 49ft.1.2in  |
| Hammer—1, Campbell (Michigan); 2, Frisch (Wisconsin); 3, Boehl (Chicago).....                   | 148ft.1.2in |
| Discus—1, Engleman (So. Dakota State); 2, Ward (Kansas); 3, Thornhill (Kansas).....             | 154.54ft    |
| Javelin—1, Weldon (Iowa); 2, McDonald (Notre Dame); 3, Hokuf (Nebraska).....                    | 202ft.48ft  |

CLASS A HIGH SCHOOL RELAY CHAMPIONSHIPS.

|   |          |
|---|----------|
| 440 yds.—1, Davenport; 2, Mason City; 3, Jefferson; 4, North Des Moines.....  | 45.3s    |
| 880 yds.—1, Mason City; 2, Jefferson; 3, North Des Moines; 4, Davenport.....  | 1m.33.3s |
| 1 mile—1, Newton; 2, Havelock, Neb.; 3, Fort Dodge; 4, Muscatine.....         | 3m.34.6s |
| 2 miles—1, Des Moines Roosevelt; 2, Des Moines East; 3, Perry; 4, Newton..... | 8m.34s   |

CLASS B HIGH SCHOOL RELAY CHAMPIONSHIPS.

|   |          |
|---|----------|
| 440 yds.—1, Jefferson; 2, Washington; 3, Greenfield; 4, Grinnell.....                             | 46s      |
| 880 yds.—1, Jefferson; 2, Washington, Iowa; 3, Storm Lake; 4, Iowa Training School of Eldora..... | 1m.54.8s |
| 1 mile—1, Storm Lake; 2, Winterset; 3, Fort Madison; 4, Shenandoah.....                           | 3m.41.5s |
| 2 miles—1, Perry; 2, Cherokee; 3, Stuart.....   | 8m.36.6s |


DES MOINES SCHOOLS.

|   |          |
|---|----------|
| 880 yds. high school relay—1, North; 2, East; 3, Roosevelt; 4, Lincoln.....   | 1m.34.6s |
| 100 yds. run (high school)—1, Worden, North; 2, Cunningham (Roosevelt); 3, Hayes (East); 4, Martin (Lincoln).....     | 10.6s    |
| 440 yds. junior high school relay—1, Callanan; 2, West; 3, Roosevelt; 4, Washington Irving.....                       | 49.6s    |
| 240 yds. junior high school shuttle race—1, Callanan; 2, Washington Irving; 3, Woodrow Wilson; 4, Warren Harding..... | 27s      |
| 240 yds. grade school shuttle race—1, Hubbell; 2, Byron Rice; 3, Phillips.....  | 23s      |



1, Cavender; 2, Moore; 3, Fromen; 4, Hopper; 5, Read; 6, Fischer; 7, Cox; 8, Spiun; 9, Banik; 10, Gordon; 11, Janca; 12, Braudt; 13, Hudgins; 14, Scott; 15, O. W. Strulian, Coach; 16, Mooney; 17, Taylor; 18, Via; 19, Morgan; 20, Whitesides; 21, Nix; 22, Clare, University, Photo.

SAN MARCOS (TEX.) STATE TEACHERS COLLEGE.



1, L. M. Eldridge; 2, Pierson; 3, Boothe; 4, T. Rogers; 5, Gresham; 6, Taylor; 7, Frederick; 8, Fuller; 9, J. Rogers; 10, Hamill; 11, E. Eldridge; 12, Coody; 13, Alexander; 14, Williams; 15, Sufel; 16, Irwin, Capt.; 17, Gilliland; 18, Bresenham; 19, Baldrige; 20, Oscar Frazier, Coach; 21, Foy Cook; 22, Carter; 23, Wylie; 24, Roy Cook.

JOHN TARLETON AGRICULTURAL COLLEGE, STEPHENVILLE, TEX.



1. B. Strehle, Coach; 2. Ferrell, Mgr.; 3. Smith; 4. Hunt; 5. Shannon; 6. Witherspoon; 7. King, Capt.; 8. Treanor; 9. Gardon; 10. Dickenson; 11. Bishop; 12. Den; 13. Berry; 14. Brogden; 15. Dyer; 16. Strong; 17. Inman; 18. Hitchcock; 19. Cobb; 20. DeSilva; 21. Ingram; 22. Raney; 23. Cates; 24. Baynham; 25. Bear; 26. Kupfer; 27. Cunliffe; 28. Morrison; 29. Grey; 30. L. Shelton; 31. B. Shelton.

POMONA COLLEGE, CLAREMONT, CALIF.



1. Cogen; 2. Peer; 3. Levine; 4. Smith; 5. Anderson; 6. Watson; 7. Effman; 8. Skoog; 9. Kleinbach; 10. Dickey; 11. Barton; 12. Harshman; 13. Bradburn; 14. Detweiler; 15. "Doc" Hanes; 16. Kuykendall; 17. Holzman; 18. Van Reed; 19. Pickering; 20. Griffin; 21. Bergren; 22. Harshman; 23. Freeman; 24. Graff; 25. Ayers, Capt.; 26. Stanton, Coach; 27. Matthews; 28. Zahn; 29. Downs; 30. Jones; 31. Carberry; 32. Mason; 33. Eastman; 34. Adams; 35. Jurling.

CALIFORNIA INSTITUTE OF TECHNOLOGY, PASADENA.

## Spalding's Athletic Library

161

### Southern Relays

Held at Georgia Tech, Atlanta, April 12, 1930.

#### RELAYS.

|  |           |
|--|-----------|
| 880 yds.—1, North Carolina; 2, Florida; 3, Georgia Tech.....         | 1m.29.6s  |
| 1 mile—1, North Carolina; 2, Mississippi A&M; 3, Florida.....        | 3m.24.7s  |
| 2 miles—1, Kentucky; 2, Louisiana State; 3, Florida.....             | 8m.3s     |
| 4 miles—1, North Carolina; 2, Tennessee; 3, Vanderbilt.....          | 18m.28.8s |
| Sprint medley—1, Mississippi A&M; 2, Louisiana State; 3, Auburn..... | 3m.38s    |
| Distance medley—1, Mississippi A&M; 2, Georgia; 3, Davidson.....     | 10m.43.4s |

#### INDIVIDUAL EVENTS.

|   |               |
|---|---------------|
| 100 yds. run—1, Farmer (No.Car.); 2, Strong (Chattanooga); 3, Smith (Alabama).....                      | 9.8s          |
| 2-mile run—1, Wells (Tulane); 2, Young (Georgia); 3, McKeynolds (Miss.A&M).....                         | 10m.7.3s      |
| 120 yds. hurdles—1, Whittle (Davidson); 2, Perry (No.Car.); 3, George (Davidson).....                   | 15.2s         |
| 220 yds. hurdles—1, DeColigny (Tulane); 2, Whittle (Davidson); 3, Slosser (No.Car.).....                | 24.7s         |
| High jump—1, Sanford (Georgia); 2, Davis (Miss.A&M); 3, Kennedy (So.Car.).....                          | 6ft.7.5-100ft |
| Broad jump—1, Hamm (Georgia Tech); 2, McCall (Davidson); 3, Bethea (Florida).....                       | 24ft.9.5in    |
| Pole vault—1, Munger (Florida); 2, Arnold (No.Car.); 3, Hughes (Auburn), Frederick (Miss.A&M), tie..... | 12ft.3.25in   |
| Shot put—1, Hall (Florida); 2, Cox (Miss.A&M); 3, Anderson (Georgia).....                               | 43ft.1.5in    |
| Discus—1, Coleman (Auburn); 2, Brown (No.Car.); 3, Beard (Auburn).....                                  | 129ft.11in    |
| Javelin—1, Anderson (Georgia); 2, Graydon (Georgia Tech); 3, Robinson (Auburn).....                     | 191ft.4in     |

### Tuskegee Institute Fourth Annual Relay Carnival

Held May 3, 1930.

#### COLLEGE RELAYS.

|   |          |
|---|----------|
| 440 yds.—1, Tuskegee (Randolph, Rose, Perkins, Cummings); 2, Fort Valley; 3, Alabama State Tchrs..... | 43.6s    |
| 880 yds.—1, Fort Valley (Dillard, Fuller, Collins, Bostic); 2, Morris Brown; 3, Tuskegee.....         | 1m.32.8s |
| 1 mile—1, Tuskegee (Grant, Smith, Harris, Graham); 2, Morris Brown; 3, Alabama State Tchrs.....       | 3m.38s   |
| 2 miles—1, Tuskegee (Grant, Wiley, Wilson, Harris); 2, Fort Valley; 3, Morris Brown.....              | 8m.40s   |
| 4 miles—1, Tuskegee (Sneed, Laws, Pearson, Davis); 2, Fort Valley; 3, Knoxville.....                  | 20m.37s  |
| Sprint medley—1, Morehouse (Archer, Brown, Smith, Jones); 2, Tuskegee; 3, Morris Brown.....           | 2m.37s   |

#### HIGH SCHOOL RELAYS.

|  |          |
|--|----------|
| 440 yds.—1, Tuggle Inst. (Parker, Range, Brown, Smith); 2, Howard Acad.; 3, Booker T. Washington.....        | 47.5s    |
| 880 yds.—1, Howard Acad. (Johnson, Thomas, Washington, Fears); 2, Tuggle Inst.; 3, Booker T. Washington..... | 1m.37.5s |
| 1 mile—1, Howard Acad. (Washington, Johnson, Thomas, Fears); 2, Columbus; 3, Tuggle Inst.....                | 4m.6s    |
| Medley—1, Howard Acad. (Edwards, Thomas, Washington, Hargett); 2, Tuggle Inst.; 3, Columbus.....             |          |

#### INDIVIDUAL EVENTS.

|   |             |
|---|-------------|
| 100 yds. run—1, Collins (Fort Valley); 3, Nolan (Talladega); 3, Moore (Morris Brown).....       | 9.8s        |
| 220 yds. run—1, Moore (Morris Brown); 2, Frazier (Alabama State Tchrs); 3, Blake (Atlanta)..... | 23.2s       |
| 120 yds. hurdles—1, Randolph (Tuskegee); 2, Baker (Clark); 3, Bright (Morris Brown).....        | 16s         |
| 220 yds. hurdles—1, Smith (Tuskegee); 2, Baker (Clark); 3, Marshall (Tuskegee).....             | 28.2s       |
| High jump—1, Johnson (Tuskegee); 2, Roberts (Clark); 3, Tyson (T.C.I.).....                     | 6ft.2.3-4in |
| Broad jump—1, Roberts (Clark); 2, Whitlow (Tuskegee); 3, Daugherty (Morris Brown).....          | 21ft.5in    |
| Pole vault—1, Baker (Clark); 2, Whitlow (Tuskegee); 3, Hunter (Tuskegee).....                   | 9ft.2in     |
| Shot put—1, Champion (Tuskegee); 2, Coger (State Nor.); 3, Adams (Tuskegee).....                | 41ft.8in    |
| Discus—1, Britton (Tuskegee); 2, Moore (Wilberforce); 3, Day (Morehouse).....                   | 111ft       |
| Javelin—1, Moore (Wilberforce); 2, Belcher (Tuskegee); 3, Day (Morehouse).....                  | 163ft.8in   |

University of Kansas Eighth Annual Relays

Held in Memorial Stadium, Lawrence, April 19, 1930.

INDIVIDUAL EVENTS.

100 yds. run—1, Leland (Texas Christian); 2, Bracey (Rice Inst.); 3, Tolau (Mich.) 9.4s  
 3000 mtrs. run—1, Putnam (Iowa State); 2, Lydic (Kearney (Neb.) Tchrs.); 3, McIlrath  
 (Grinnell) ..... 8m.54.3s  
 120 yds. hurdles—1, Sentman (Illinois); 2, Saling (Iowa); 3, Lamson (Nebraska) 14.6s  
 High jump—1, Shaw (Wisconsin); 2, Shelby (Oklahoma); 3, Carr (Illinois), Ehrlich  
 (Kansas State), tie..... 6ft. 6 3/16in  
 Broad jump—1, Gordon (Iowa); 2, Hamilton (Colorado); 3, Charles (Haskell), 24ft. 6 1/8in  
 Pole vault—1, Warne (Northwestern); 2, Canby (Ia.), McDermont (Ill.) tie, 13ft. 9 3/4in  
 Shot put—1, Rhea (Nebraska); 2, J. Bauseh (Kansas); 3, Behr (Wisconsin) ..... 48ft. 6in  
 Discus—1, Thornhill (Kansas); 2, Ward (Kansas); 3, Platte (Coe Coll.) ..... 153ft. 7 1/4in  
 Javelin—1, Hammond (South Meth.); 2, Weldon (Iowa); 3, Faytinger (Neb.) 202ft. 7 1/4in  
 Decathlon—1, Charles (Haskell); 2, Grant (Haskell); 3, Boyd (Westminster) 7543.3960pts

UNIVERSITY RELAYS.

440 yds. (2 sections, winner decided by comparative times)—1, Illinois (Useman, Cave,  
 Dickenson, Paterson); 2, Michigan; 3, Chicago; 4, Kansas ..... 41s  
 880 yds. (2 sections)—1, Michigan (Smith, Seymour, Campbell, Toland); 2, Illinois; 3,  
 Kansas; 4, Chicago ..... 1m.26.7s  
 1 mile—1, Missouri (Welch, Dils, Ulfers, Hursley); 2, Texas; 3, Wisconsin; 4,  
 Indiana ..... 3m.21.2s  
 2 miles—1, Illinois (Fruin, Asper, Evans, Makeever); 2, Northwestern; 3, Kansas; 4,  
 Nebraska ..... 7m.55.7s  
 4 miles—1, Indiana (Brooksmith, Kemp, Leas, Claphorn); 2, Wisconsin; 3, Nebraska;  
 4, Minnesota ..... 13m.3.4s  
 Medley (440, 880, 1320, mile)—1, Marquette (Morgan, Sweeney, P. Walter, J. Walter);  
 2, Oklahoma; 3, Michigan; 4, Indiana ..... 10m.28.7s

COLLEGE RELAYS.

880 yds. (2 sections)—1, Okla. Bapt. (Fisher, Buchanan, Fulton, Williamson); 2, Pitts-  
 burg (Kan.) Tchrs; 3, Lombard; 4, Wichita Union and Morningside Coll. tie 1m.27.5s  
 1 mile (2 sections)—1, Oklahoma Baptist (Buchanan, Fulton, Fisher, Williamson); 2,  
 Pittsburg (Kan.) Tchrs; 3, Morningside; 4, Lombard ..... 3m.21s  
 2 miles—1, Pittsburg (Kan.) Tchrs Team A (Winchester, Waner, Sandusky, Cullison);  
 2, Pittsburg Tchrs Team B; 3, Haskell; 4, Hutchinson Jr. Coll. .... 8m.24s  
 Medley (440, 880, 1320, mile)—1, Wichita Univ. (Forward, Pipkin, Widney, Manning); 2,  
 Coe; 3, Hastings; 4, Weatherford (Okla.) Tchrs ..... 10m.37.0s

HIGH SCHOOL RELAYS.

880 yds. (2 sections)—1, Tulsa (Cox, P. McGinnis, Story, Forster); 2, Central, Kansas  
 City, Mo.; 3, Wyandotte, Kansas City, Kan.; 4, Hutchinson, Kan. .... 1m.32.1s  
 1 mile—1, Wyandotte, Kansas City, Kan. (Harrington, Tenhagen, Allison, Zumwalt);  
 2, Tulsa, Okla.; 3, Eldorado, Kan.; 4, Hutchinson, Kan. .... 3m.37.0s  
 2 miles—1, Tulsa, Okla. (Boyd, Walker, Moody, Story); 2, Paseo, Kansas City, Mo.;  
 3, Ottawa, Kan.; 4, Smith-Cotton, Sedalia, Mo. .... 8m.15.2s  
 Medley (440, 220, 880, 2 sections)—1, Tulsa, Okla. (P. McGinnis, Cox, Forster,  
 Moody); 2, Elkhart, Kan.; 3, Manhattan, Kan.; 4, Beatrice, Neb. .... 3m.40.5s

Sixth Annual Texas Relays

Held at Austin, Tex., March 28, 1930.

UNIVERSITY RELAYS.

440 yds.—1, Illinois; 2, Texas Christian; 3, Kansas; 4, Missouri ..... 42.4s  
 880 yds.—1, Kansas; 2, Chicago; 3, Illinois; 4, Texas ..... 1m.29.4s  
 1 mile—1, Missouri; 2, Texas; 3, Nebraska; 4, Iowa ..... 3m.21.6s  
 2 miles—1, Northwestern; 2, Southern Methodist ..... 8m.22.6s  
 4 miles—1, Butler; 2, Nebraska; 3, Kan. State; 4, Weatherford (Okla.) Tchrs. 18m.15.8s  
 Medley (440, 880, 1320, mile)—1, Marquette; 2, Rice; 3, Indiana; 4, Texas ..... 10m.29.8s

COLLEGE RELAYS.

880 yds.—1, Daniel Baker; 2, Pittsburg (Kan.) Tchrs; 3, Oklahoma Baptist; 4, Okla-  
 homa City ..... 1m.30.9s  
 1 mile—1, Oklahoma Baptist; 2, Pittsburg (Kan.) Tchrs; 3, Weatherford (Okla.) Tchrs;  
 4, Southwestern Univ. .... 3m.24.8s



1, Hamilton, Mgr.; 2, Morrow; 3, Richardson; 4, Rohrer; 5, Hart; 6, Camp; 7, James  
 Corson, Coach; 8, Champlain; 9, Allan; 10, Lobanoff; 11, White; 12, Hubbard, Trainer;  
 13, Horner; 14, Ulmer; 15, Ijams; 16, Decatur; 17, Disbrow, Capt.; 18, Loveridge; 19,  
 Thompson; 20, Powers; 21, Stark; 22, Hall; 23, Stocking; 24, Wright; 25, Wright; 26,  
 Sears; 27, Eckland; 28, White; 29, Cotter.

COLLEGE OF THE PACIFIC, STOCKTON, CALIF.



1, A. Soloman, Mgr.; 2, Roundtree; 3, Wallard; 4, Defty; 5, Siedel; 6, McArdle; 7,  
 Hargis, Capt.; 8, L. W. Davis, Coach; 9, Smith; 10, Teiter; 11, Stewart; 12, Hjolmerson;  
 13, Knoles; 14, Pendleton; 15, Curtis; 16, McCorkindale; 17, Muff; 18, Pohle; 19, Todd.

UNIVERSITY OF ARIZONA, TUCSON.





1, William Hayward, Coach; 2, R. E. Hill; 3, Moran; 4, Moeller; 5, Dickson; 6, Edwards; 7, Everts; 8, Hildreth; 9, Siegmund; 10, Bale; 11, Rollwager; 12, Steele; 13, Allen; 14, McKennon; 15, Schriber; 16, Robinson; 17, Matby; 18, Lowry; 19, C. Hill; 20, Coverstone; 21, Kelly.

UNIVERSITY OF OREGON, EUGENE.



1, K. A. Schlademan, Coach; 2, Foster; 3, Laimhart; 4, Schultz; 5, Rogers; 6, Kirk; 7, L. Hein; 8, Boerhavs; 9, H. Hein; 10, Ancheria; 11, Moyes; 12, Purnell; 13, Schroek; 14, Barnard; 15, Eitzau; 16, Hill; 17, Bohn, Asst. Coach; 18, Doyle, Mgr.; 19, Wittington; 20, Herron; 21, Taylor; 22, Clark; 23, Hughes; 24, Kelley; 25, Crossetto; 26, Shearer.

WASHINGTON STATE COLLEGE, PULLMAN.

Medley (440,220,220,880)—1, Abilene Christian; 2, Daniel Baker; 3, Hastings; 4, Emporia (Kan.) Tchrs ..... 3m.35.6s  
 High hurdle shuttle (480 yds.)—1, Illinois; 2, Nebraska ..... 62.2s

ACADEMY-JUNIOR COLLEGE RELAY.

1 mile—1, Arkansas Poly; 2, John Tarleton; 3, Allen Acad.; 4, Terrell School... 3m.26s

HIGH SCHOOL RELAYS.

1 mile—1, San Angelo; 2, Main Ave., San Antonio; 3, Maud, Okla.; 4, Schulenburg.3m.32.8s  
 Medley—1, San Angelo; 2, Maud, Okla.; 3, Brackenridge, San Antonio; 4, Main Ave., San Antonio ..... 3m.41.2s

UNIVERSITY-COLLEGE INDIVIDUAL EVENTS.

100 yds. run—1, Leland (Texas Christian); 2, Bracey (Rice); 3, Treps (Marquette) 9.7s  
 3000 mtrs. run—1, Putman (Ia. State); 2, Dawson (Okla.); 3, Makeever (Ill.) 8m.43.4s  
 120 yds. hurdles—1, Sentman (Ill.); 2, Saling (Iowa); 3, Morris (S. W. La. Inst.) 15.2s  
 High jump—1, Ehrlich (Kansas State); 2, Shelby (Oklahoma), Nelson (Butler), Shaw (Wisconsin), Strong (S. W. T. Coll.), tie ..... 6ft.3 1-4in  
 Broad jump—1, Tomson (Neb.); 2, Farmer (Texas A&M); 3, Mehl (Okla.) ..... 23ft.8 1-4in  
 Pole vault—1, Warne (Northwestern); 2, Lansrud (Iowa), Canby (Iowa), McDermont (Illinois), tie ..... 13ft.8 1-2in  
 Shot put—1, J. Bausch (Kansas); 2, Behr (Wisconsin); 3, Rider (Okla.) ..... 48ft.7 1-4in  
 Discus—1, Thornhill (Kan.); 2, J. Bausch (Kan.); 3, Farmer (Texas A&M) 145ft.9 7-8in  
 Javelin—1, Weldon (Iowa); 2, Hammond (S.M.U.); 3, Hekuf (Nebraska U.) 180ft.11in

Southern Methodist University Second Annual Relays

Held at Dallas, Tex., March 29, 1930.

UNIVERSITY RELAYS.

440 yds.—1, Kansas; 2, Texas Christian and Missouri, tie; 4, Illinois ..... 42.5s  
 880 yds.—1, Illinois; 2, Chicago; 3, Nebraska; 4, Texas Christian ..... 1m.28.4s  
 1 mile—1, Missouri; 2, Texas; 3, Iowa; 4, Texas A.&M. .... 3m.21.7s  
 2 miles—1, Northwestern; 2, Pittsburg (Kan.) Tchrs; 3, Nebraska; 4, Southern Methodist ..... 8m.2.5s  
 4 miles—1, Butler; 2, Nebraska; 3, Oklahoma A.&M.; 4, Kansas State ..... 18m.55s  
 Medley (440,880,1320,mile)—1, Marquette; 2, Indiana; 3, Oklahoma; 4, Rice ..... 10m.34.5s

COLLEGE RELAYS.

880 yds.—1, Oklahoma Baptist; 2, Daniel Baker; 3, Pittsburg (Kan.) Tchrs; 4, Emporia (Kan.) Tchrs ..... 1m.29.5s  
 1 mile—1, Oklahoma Baptist; 2, Pittsburg Kan.) Tchrs; 3, Abilene Christian; 4, Hastings ..... 3m.25.1s  
 Medley (440,220,220,880)—1, Abilene Christian; 2, Daniel Baker; 3, Hastings; 4, Emporia (Kan.) Tchrs ..... 3m.30s

JUNIOR COLLEGE-ACADEMY RELAYS.

880 yd.—1, John Tarleton; 2, Allen Acad.; 3, Wesley Coll.; 4, Terrell School... 1m.35.3s  
 1 mile—1, Arkansas Poly; 2, John Tarleton; 3, Allen Acad.; 4, North Texas Agri. 3m.33.7s  
 Medley (440,220,220,880)—1, John Tarleton; 2, Weatherford Coll.; 3, North Texas Agri.; 4, Wesley Coll. .... 3m.43.9s

HIGH SCHOOL RELAYS.

880 yds.—1, Tulsa Central; 2, San Angelo; 3, Lawton, Okla.; 4, Woodrow Wilson 1m.32.8s  
 1 mile—1, San Angelo; 2, San Antonio Main Ave.; 3, Tulsa Central; 4, Lawton, Okla. 3m.32.2s  
 Medley (440,220,220,880)—1, San Angelo; 2, Tulsa Central; 3, Maud, Okla.; 4, Brownwood ..... 3m.42s

UNIVERSITY-COLLEGE INDIVIDUAL EVENTS.

100 yds. run—1, Leland (TCU); 2, Bracey (Rice); 3, Oliver (TCU) ..... 9.6s  
 220 yds. hurdles—1, Sentman (Ill.); 2, Slocum (Texas A&M); 3, Snorf (Drake) ..... 23.4s  
 Pole vault—1, Warne (Northwestern), Canby (Iowa), tie; 3, Ossian (Nebraska), Lansrud (Drake), McDermont (Illinois), tie ..... 13ft.4 1-2in  
 High jump—1, Nelson (Butler), Shelby (Oklahoma), tie; 3, Cochran (Weatherford Tchrs. .... 6ft.4in  
 Broad jump—1, Tomson (Nebraska); 2, Farmer (Texas A&M); 3, Craig (Neb.) 23ft.5in  
 Shot put—1, Behr (Wisconsin); 2, Bausch (Kansas); 3, Rider (Oklahoma) ..... 46ft.9in  
 Discus—1, Thornhill (Kan.); 2, Mitchell (Baylor); 3, Farmer (Tex. A&M) 134ft.2 3-4in  
 Javelin—1, Hammond (SMU); 2, Weldon (Iowa); 3, Faytinger (Nebraska) ..... 197ft.6in

## DUAL, TRIANGULAR AND QUADRANGULAR COLLEGIATE MEETS


### DUAL MEETS

|                                    |         |                                 |        |
|------------------------------------|---------|---------------------------------|--------|
| Alabama .....                      | 60 1-2  | Carthage .....                  | 81     |
| Tulane .....                       | 51 1-2  | Augustana .....                 | 50     |
| Alabama Polytechnic .....          | 60 1-2  | Case .....                      | 77     |
| Tulane .....                       | 51 1-2  | Wooster .....                   | 54     |
| Alabama Polytechnic .....          | 71 2-3  | Chillicothe Business Coll. .... | 80     |
| Georgia .....                      | 51 1-3  | Graceland .....                 | 41     |
| Alabama Polytechnic .....          | 80      | Clemson .....                   | 64     |
| Georgia .....                      | 46      | South Carolina .....            | 62     |
| Albion .....                       | 72      | Clemson .....                   | 65 1-2 |
| Adrian .....                       | 59      | Furman .....                    | 65 1-2 |
| Amherst .....                      | 102 1-2 | Chicago* .....                  | 57     |
| Vermont .....                      | 32 1-2  | Purdue .....                    | 28     |
| Amherst* .....                     | 71      | Chicago* .....                  | 49 1-2 |
| Worcester Tech .....               | 24      | Michigan .....                  | 45 1-2 |
| Amherst .....                      | 93      | Chicago* .....                  | 45 1-2 |
| William and Mary .....             | 33      | Michigan State .....            | 39 1-2 |
| Arizona .....                      | 75      | Coe .....                       | 72     |
| New Mexico .....                   | 59      | Carleton .....                  | 59     |
| Arizona .....                      | 87 3-4  | Coll. City of New York .....    | 80 1-2 |
| Tempe Teachers .....               | 43 1-4  | Manhattan .....                 | 45 1-2 |
| Bowling Green .....                | 73      | Coll. City of New York .....    | 100    |
| Albion .....                       | 58      | Rensselaer Polytechnic .....    | 26     |
| Brooklyn City .....                | 51 1-2  | Coll. City of New York .....    | 72     |
| Savage .....                       | 47 1-2  | Temple .....                    | 45     |
| Brown .....                        | 68      | Colorado .....                  | 88 2-3 |
| Rhode Island State .....           | 67      | Wyoming .....                   | 51 1-3 |
| Butler .....                       | 89      | Colorado .....                  | 79     |
| N. A. G. U. .....                  | 37      | Colorado Agricultural .....     | 61     |
| California .....                   | 78      | Columbia .....                  | 85     |
| Southern California Jr. Coll. .... | 53      | Brown .....                     | 50     |
| California at Los Angeles .....    | 79      | Connecticut Agricultural .....  | 86     |
| Arizona .....                      | 52      | Trinity .....                   | 40     |
| California at Los Angeles .....    | 73 2-3  | Cooper Union .....              | 41     |
| Pomona .....                       | 57 1-3  | Stevens Tech .....              | 40     |
| California at Los Angeles .....    | 62      | Cooper Union .....              | 63     |
| California Tech .....              | 28      | Brooklyn City .....             | 18     |
| California Tech .....              | 80 2-5  | Cornell* .....                  | 63     |
| Redlands .....                     | 57 3-5  | Michigan .....                  | 32     |
| California Tech .....              | 101 1-2 | Cornell Coll. .....             | 86 1-2 |
| Whittier .....                     | 38 1-2  | Monmouth .....                  | 46 1-2 |
| Carnegie Tech .....                | 73      | Cornell Coll. .....             | 86     |
| Grove City .....                   | 62      | Knox .....                      | 45     |
| Carnegie Tech .....                | 95      | Dartmouth .....                 | 73 1-3 |
| Washington and Jefferson .....     | 45      | Syracuse .....                  | 58 2-3 |
| Carnegie Tech .....                | 70 1-2  | Davidson .....                  | 90     |
| Western Reserve .....              | 60 1-2  | Furman .....                    | 35     |
| Carthage .....                     | 82      | Davidson .....                  | 84     |
| Culver-Stockton .....              | 49      | South Carolina .....            | 42     |
| Carthage .....                     | 81      | Davidson .....                  | 65 1-2 |
| Western State Teachers .....       | 50      | North Carolina State .....      | 60 1-2 |


\*Indoor meet.



1, Paterson; 2, Cave; 3, Dickinson; 4, Useman.  
UNIVERSITY OF ILLINOIS SPRINT RELAY TEAM.  
Equaled World's Record, 41s.



1, Rodgers; 2, Sentman; 3, Etnyre; 4, Gage.  
UNIVERSITY OF ILLINOIS SHUTTLE HURDLE RELAY TEAM.



1, Cady, Mgr.; 2, H. A. Bruce, Coach; 3, Harris; 4, Bowie, Capt.; 5, McCague; 6, Nigriny.  
UNION COLLEGE RELAY TEAM.



1, L. W. Olds, Coach; 2, J. O'Connor; 3, O. Beck; 4, R. Arnett; 5, R. Arnold.  
MICHIGAN STATE NORMAL DISTANCE MEDLEY RELAY TEAM.



1, J. O'Connor; 2, Val Origer; 3, L. W. Olds, Coach; 4, R. Arnold; 5, Art Burholt.  
MICHIGAN STATE NORMAL 2-MILE RELAY TEAM.



1, G. Sherman, Mgr.; 2, Athay, Capt.; 3, Farrell; 4, Choko; 5, Kelly.  
PANZER NORMAL COLLEGE RELAY TEAM, EAST ORANGE, N. J.

|                      |         |                            |        |
|----------------------|---------|----------------------------|--------|
| Davidson             | 98 1-2  | Haverford                  | 69 1-3 |
| Wake Forest          | 27 1-2  | Johns Hopkins              | 56 2-3 |
| Denison              | 67      | Holy Cross                 | 84     |
| Cincinnati           | 64      | Boston Coll.               | 51     |
| Denison              | 69 1-3  | Howard Payne               | 73     |
| Ohio Univ.           | 61 2-3  | John Tarleton              | 47     |
| Denison              | 107 1-3 | Idaho                      | 87     |
| Wittenberg           | 23 2-3  | Whitman                    | 44     |
| Drexel               | 83 1-2  | Idaho                      | 84     |
| Ursinus              | 42 1-2  | Montana                    | 47     |
| Duke                 | 72      | Illinois                   | 68     |
| Wake Forest          | 54      | Notre Dame                 | 58     |
| Duke                 | 68      | Illinois Coll.             | 73     |
| North Carolina State | 58      | Carthage                   | 58     |
| East Stroudsburg     | 68      | Illinois Wesleyan          | 85     |
| Wyoming              | 49      | James Millikin             | 39     |
| Emory                | 76 1-2  | Indiana*                   | 57     |
| Birmingham Southern  | 54 1-2  | Chicago                    | 29     |
| Emporia Teachers     | 89      | Iowa*                      | 73 1-3 |
| Coll. of Emporia     | 42      | Carleton                   | 30 2-3 |
| Florida              | 63      | Iowa*                      | 57 1-3 |
| Havana               | 37      | Marquette                  | 37 1-2 |
| Florida              | 81      | Iowa State                 | 66 1-2 |
| Alabama              | 31      | Missouri                   | 64 1-2 |
| Florida              | 83      | Iowa State                 | 90     |
| Georgia              | 48      | Drake                      | 41     |
| Fresno State College | 79      | Iowa Wesleyan              | 86 1-2 |
| Pacific              | 52      | Parsons                    | 39 1-2 |
| Furman               | 65 1-2  | John Tarleton              | 73     |
| Clemson              | 65 1-2  | Baylor Cubs                | 39     |
| Furman               | 67 1-2  | Kalamazoo Teachers         | 109    |
| South Carolina       | 63 1-2  | Adrian                     | 22     |
| Geneva               | 90      | Kalamazoo Teachers*        | 55 2-3 |
| Carnegie Tech        | 45      | Detroit City Coll.         | 48 1-3 |
| Georgia              | 90      | Kalamazoo Teachers         | 67     |
| Furman               | 36      | Michigan Normal            | 64     |
| Georgia              | 72 1-2  | Kalamazoo Teachers         | 87 1-2 |
| Presbyterian         | 53 1-2  | Ohio Wesleyan              | 43 1-3 |
| Georgia              | 97 1-2  | Kansas                     | 85     |
| Clemson              | 28 1-2  | Kansas State               | 46     |
| Georgia Tech         | 72      | Kansas                     | 67     |
| Clemson              | 54      | Missouri                   | 64     |
| Georgia Tech         | 88 1-2  | Kansas State               | 73 2-3 |
| Furman               | 35 1-2  | Haskell                    | 57 1-3 |
| Grinnell             | 78      | Kansas Wesleyan            | 81     |
| Drake                | 53      | Finns Teachers             | 49     |
| Grinnell             | 65 1-2  | Kentucky                   | 65 1-2 |
| Carleton             | 59 1-2  | Vanderbilt                 | 51 1-2 |
| Grinnell             | 81      | Kirksville Teachers        | 103    |
| Washington           | 50      | Chillicothe Business Coll. | 22     |
| Harvard              | 89 2-3  | Kirksville Teachers        | 83 2-3 |
| Dartmouth            | 45 1-3  | Westminster                | 52 1-3 |
| Harvard              | 93      | Lafayette                  | 87     |
| William and Mary     | 33      | Muhlenberg                 | 37     |
| Harvard              | 74 1-2  | Lafayette                  | 75 2-3 |
| Yale                 | 50 1-2  | Lehigh                     | 46 1-3 |
| Haverford            | 62 1-6  | Lafayette                  | 66 1-2 |
| Swarthmore           | 61 5-6  | Union                      | 59 1-2 |
| Haverford            | 69 1-2  | Lafayette                  | 80 1-2 |
| Lehigh               | 56 1-2  | Rutgers                    | 45 1-2 |

\*Indoor meet.



1, Thurman; 2, Kennedy; 3, Catoe; 4, Anderson, Coach; 5, Woodward; 6, Pickering.  
VANDERBILT UNIVERSITY RELAY TEAM.



1, Wilkey; 2, Terrill; 3, Harris; 4, Schiller; 5, Westerfeldt.  
UNIVERSITY OF TEXAS 1-MILE RELAY TEAM. University, Photo.




1, Hodges; 2, Thompson; 3, J. E. Weema, Coach; 4, Wood; 5, Vaughn.  
ABILENE CHRISTIAN COLLEGE SPRINT MEDLEY RELAY TEAM. Higginbotham, Photo.

|                        |         |
|------------------------|---------|
| Lake Forest            | 75      |
| Wheaton                | 50      |
| Lehigh                 | 81 1-2  |
| Muhlenberg             | 44 1-2  |
| Lehigh                 | 64      |
| Swarthmore             | 62      |
| Lombard                | 70      |
| Bradley                | 61      |
| Lombard                | 91      |
| Illinois Coll.         | 40      |
| Louisiana State        | 104     |
| Mississippi (Univ. of) | 8       |
| Louisiana State        | 99      |
| Mississippi Coll.      | 13      |
| Louisiana State        | 68      |
| Southwestern           | 44      |
| Louisiana State        | 60      |
| Tulane                 | 57      |
| Macalester             | 78      |
| Gustavus Adolphus      | 48      |
| Macalester             | 83 1-4  |
| St. Olaf               | 41 3-4  |
| Macalester             | 77      |
| Hamline                | 54      |
| Maine                  | 59      |
| Bates                  | 58      |
| Marquette*             | 72 1-2  |
| Michigan State         | 36 1-2  |
| Miami                  | 89      |
| Ohio Wesleyan          | 42      |
| Miami                  | 120     |
| Georgetown             | 11      |
| Miami                  | 102     |
| Cincinnati             | 29      |
| Miami                  | 99 1-3  |
| Oberlin                | 31 2-3  |
| Michigan               | 74      |
| Illinois               | 61      |
| Michigan               | 96 1-3  |
| Minnesota              | 38 2-3  |
| Michigan State*        | 66      |
| Ohio Wesleyan          | 43      |
| Michigan State         | 78 1-3  |
| Detroit City Coll.     | 52 2-3  |
| Middlebury             | 82 1-2  |
| Colby                  | 52 1-2  |
| Minnesota              | 75      |
| Northwestern           | 56      |
| Mississippi A.&M.      | 62      |
| Tulane                 | 55      |
| Missouri               | 79 1-2  |
| Washington             | 47 1-2  |
| Missouri               | 71      |
| Kansas State           | 33      |
| Missouri               | 81 1-3  |
| Westminster            | 49 2-3  |
| Monmouth               | 82      |
| Knox                   | 49      |
| Montana                | 112 1-3 |
| Gonzaga                | 18 2-3  |


|                          |         |
|--------------------------|---------|
| Morningside              | 67 2-3  |
| South Dakota             | 63 1-3  |
| Muskingum                | 77      |
| Wooster                  | 54      |
| Nebraska*                | 68      |
| Iowa State               | 38      |
| Nebraska*                | 68      |
| Missouri                 | 38      |
| Nebraska                 | 85      |
| Oklahoma                 | 46      |
| Nebraska                 | 98      |
| Missouri                 | 33      |
| Nebraska                 | 75 1-2  |
| Kansas                   | 55 1-2  |
| New Hampshire            | 76      |
| Mass. Inst. Tech         | 59      |
| New Hampshire            | 74      |
| Bowdoin                  | 61      |
| New York Univ.           | 97 1-2  |
| Georgetown               | 37 1-2  |
| New York Univ.           | 71 3-4  |
| U. S. Military Acad.     | 54 1-4  |
| New York Univ.           | 87 5-12 |
| Rutgers                  | 38 7-12 |
| New York Univ.           | 71 1-3  |
| Colgate                  | 54 2-3  |
| North Carolina           | 70 1-2  |
| Pennsylvania State       | 55 1-2  |
| North Carolina           | 78 1-2  |
| Washington and Lee       | 47 1-2  |
| North Carolina           | 88      |
| Virginia Polytechnic     | 38      |
| North Carolina           | 96 1-3  |
| Duke                     | 29 2-3  |
| North Carolina           | 104     |
| Georgia Tech             | 24      |
| North Carolina           | 82 1-2  |
| North Carolina State     | 43 1-2  |
| North Carolina           | 77 1-2  |
| Carroll                  | 53 1-2  |
| Northeast Oklahoma Jr.   | 62      |
| Ozark Wesleyan           | 62      |
| North Texas Teachers     | 71 1-2  |
| Texas Christian          | 59 1-2  |
| Norwich                  | 68      |
| Trinity                  | 58      |
| Norwich                  | 68      |
| Connecticut Agricultural | 67      |
| Notre Dame*              | 63      |
| Illino's                 | 32      |
| Notre Dame               | 89      |
| Michigan State           | 37      |
| Notre Dame               | 67      |
| U. S. Naval Acad.        | 59      |
| Oberlin                  | 109     |
| Ohio Northern            | 22      |
| Oberlin                  | 68 2-3  |
| Ohio Wesleyan            | 62 1-3  |
| Oberlin                  | 100 1-3 |
| Western Reserve          | 30 2-3  |

\*Indoor meet.



1, D. Abbott, Coach; 2, Thompson; 3, Heikes; 4, Eckert; 5, Bowes; 6, Fuernann; 7, Vollhorn, Mgr.; 8, McDaniels; 9, Tockstein; 10, Makeever; 11, Evans; 12, Stalmaker; 13, Fiddelke.

UNIVERSITY OF ILLINOIS CROSS-COUNTRY TEAM.



1, Goldsworthy; 2, Bertrand; 3, Ocock; 4, Fink; 5, T. E. Jones, Coach; 6, Cortright; 7, Follows; 8, Wohlgenuth; 9, Peterson, Mgr.

UNIVERSITY OF WISCONSIN CROSS-COUNTRY TEAM.



1, E. C. Hayes, Coach; 2, Shafer; 3, Hunter; 4, Kemp; 5, Leas; 6, Little; 7, Clapham; 8, Gifford, Sr. Mgr.

INDIANA UNIVERSITY CROSS-COUNTRY TEAM

|                             |        |                                  |          |
|-----------------------------|--------|----------------------------------|----------|
| Oberlin .....               | 95 1-3 | Rutgers .....                    | 66       |
| Wooster .....               | 35 2-3 | Lehigh .....                     | 60       |
| Occidental .....            | 94 1-6 | St. Ignatius .....               | 71 1-4   |
| California Tech .....       | 45 5-6 | California Agricultural .....    | 59 3-4   |
| Occidental .....            | 90     | St. Olaf .....                   | 67 1-2   |
| Pomona .....                | 50     | Gustavus Adolphus .....          | 56 1-2   |
| Ohio State* .....           | 46     | San Diego State .....            | 73 2-3   |
| Illinois .....              | 40     | Pomona .....                     | 57 1-3   |
| Ohio State .....            | 75     | South Dakota State .....         | 71       |
| U. S. Naval Acad. ....      | 51     | South Dakota .....               | 59       |
| Ohio State .....            | 95     | Southern California .....        | 84 1-12  |
| Pittsburgh .....            | 40     | Standard .....                   | 46 11-12 |
| Ohio Wesleyan .....         | 73     | Southern California .....        | 105      |
| Denison .....               | 58     | California .....                 | 26       |
| Oklahoma .....              | 88     | Southern Illinois Teachers ..... | 69 1-2   |
| Kansas State .....          | 43     | McKendree .....                  | 61 1-2   |
| Oklahoma .....              | 96 2-3 | Southern Illinois Teachers ..... | 68       |
| Oklahoma A.&M. ....         | 34 1-3 | Cape Girardeau .....             | 33       |
| Oklahoma A.&M. ....         | 71     | Southern Illinois Teachers ..... | 99       |
| Arkansas .....              | 60     | Charleston Nor. ....             | 27       |
| Olympic Club .....          | 76     | Southern Illinois Teachers ..... | 102      |
| California .....            | 55     | Shurtleff .....                  | 29       |
| Oregon .....                | 77     | Southern Methodist .....         | 64       |
| Oregon State .....          | 54     | Texas Christian .....            | 53       |
| Oregon .....                | 69 1-3 | Springfield .....                | 69 1-2   |
| Washington .....            | 61 2-3 | Northeastern .....               | 65 1-2   |
| Oregon State .....          | 102    | Stanford .....                   | 83 1-15  |
| Idaho .....                 | 29     | California .....                 | 47 14-15 |
| Ottawa .....                | 86     | Stanford .....                   | 69 1-4   |
| St. Mary's .....            | 45     | Los Angeles A.O. ....            | 61 3-4   |
| Ozark Wesleyan .....        | 62     | Stanford .....                   | 70 2-3   |
| Northeast Oklahoma Jr. .... | 62     | Olympic Club .....               | 60 1-3   |
| Pacific .....               | 67     | Stanford .....                   | 96       |
| San Jose State .....        | 64     | Washington .....                 | 35       |
| Pennsylvania .....          | 71 1-2 | Sterling .....                   | 96       |
| Cornell .....               | 63 1-2 | Bethel .....                     | 38       |
| Pennsylvania .....          | 68 1-2 | Susquehanna .....                | 69       |
| Yale .....                  | 66 1-2 | Delaware .....                   | 57       |
| Pennsylvania .....          | 83     | Swarthmore .....                 | 68       |
| Dartmouth .....             | 52     | Johns Hopkins .....              | 58       |
| Pennsylvania State .....    | 84 5-6 | Swarthmore .....                 | 89 2-5   |
| Pittsburgh .....            | 59 1-6 | Dickinson .....                  | 36 3-5   |
| Pittsburgh .....            | 87     | Syracuse .....                   | 74 1-2   |
| Carnegie Tech .....         | 48     | Columbia .....                   | 46 1-2   |
| Pomona .....                | 104    | Temple .....                     | 84       |
| California Tech .....       | 36     | St. Joseph's .....               | 42       |
| Presbyterian .....          | 82     | Tennessee .....                  | 69       |
| Emory .....                 | 35     | Marquette .....                  | 48       |
| Presbyterian .....          | 90     | Tennessee .....                  | 67       |
| Furman .....                | 39     | Sewanee .....                    | 45       |
| Presbyterian .....          | 81     | Tennessee .....                  | 68       |
| South Carolina .....        | 46     | Kentucky .....                   | 49       |
| Princeton .....             | 80 2-3 | Tennessee .....                  | 57       |
| North Carolina .....        | 45 1-3 | Alabama .....                    | 55       |
| Princeton .....             | 79 1-3 | Texas .....                      | 53       |
| Cornell .....               | 55 2-3 | Chicago .....                    | 46       |
| Quincy .....                | 66     | Texas .....                      | 81 1-2   |
| Carthage .....              | 65     | Rice .....                       | 36 1-2   |
| Rhode Island State .....    | 75     | Texas .....                      | 63       |
| Amherst .....               | 60     | Texas A.&M. ....                 | 54       |
| Rice .....                  | 75     | Texas A.&M. Freshmen .....       | 76       |
| Texas Christian .....       | 42     | John Tarleton .....              | 45       |

\*Indoor meet.



1, Kidder, Mgr.; 2, Reld; 3, Chamberlain; 4, Willmarth, Capt.; 5, Brown; 6, O'Connor; 7, M. F. Mason, Coach.

MICHIGAN STATE COLLEGE CROSS-COUNTRY TEAM.



1, L. W. Olds, Coach; 2, Wolfe; 3, Quinn; 4, Hayer; 5, Criger; 6, Arnet, Capt.; 7, O'Connor; 8, Boyd; 9, Morcombe; 10, Simms, Mgr.

MICHIGAN STATE NORMAL COLLEGE CROSS-COUNTRY TEAM.



1, L. J. Judd, Coach; 2, Van Eakes; 3, Palmer; 4, Thompson; 5, Brierley; 6, Royce; 7, Hoffman; 8, Ryder; 9, Dow; 10, Bogardis; 11, J. Kerr, Mgr.; 12, Doyle; 13, Bown; 14, Karl; 15, Anderson; 16, Olmstead, Capt.; 17, Watts; 18, Gibbs; 19, Cannell; 20, Holmes. Bosworth, Photo.

SPRINGFIELD (MASS.) COLLEGE CROSS-COUNTRY TEAM.

|                              |        |                              |         |
|------------------------------|--------|------------------------------|---------|
| Tufts .....                  | 74     | Washington (St. Louis) ..... | 73 1-2  |
| Boston .....                 | 61     | McKendree .....              | 63 1-2  |
| Union .....                  | 92     | Washington and Lee .....     | 73      |
| Rensselaer Polytechnic ..... | 34     | North Carolina State .....   | 52      |
| Union .....                  | 79     | Washington and Lee .....     | 80      |
| Manhattan .....              | 47     | Duke .....                   | 46      |
| U. S. Military Acad. ....    | 78     | Washington and Lee .....     | 93      |
| Columbia .....               | 48     | Richmond .....               | 33      |
| U. S. Military Acad. ....    | 87 1-2 | Washington and Lee .....     | 78 1-2  |
| Colgate .....                | 43 1-2 | Maryland .....               | 47 1-2  |
| U. S. Military Acad. ....    | 96 1-2 | Washington State .....       | 91      |
| Boston Coll. ....            | 29 1-2 | Idaho .....                  | 39      |
| U. S. Military Acad. ....    | 85     | Washington State .....       | 85      |
| Pittsburgh .....             | 41     | Whitman .....                | 46      |
| U. S. Naval Acad. ....       | 88     | Wesleyan .....               | 69      |
| Georgetown .....             | 38     | Brown .....                  | 66      |
| U. S. Naval Acad. ....       | 94.3   | Wesleyan .....               | 74      |
| Maryland .....               | 31.7   | Williams .....               | 61      |
| U. S. Naval Acad. ....       | 86     | West Virginia .....          | 73 1-3  |
| Virginia .....               | 40     | Pittsburgh .....             | 61 2-3  |
| U. S. Naval Acad. ....       | 93     | West Virginia* .....         | 65 1-2  |
| William and Mary .....       | 33     | Pittsburgh .....             | 34 1-2  |
| Utah .....                   | 86     | Whitman .....                | 97      |
| Utah State .....             | 59     | Gonzaga .....                | 34      |
| Utah .....                   | 86 1-2 | Wichita .....                | 96 1-2  |
| Brigham Young .....          | 58 1-2 | Oklahoma A.&M. ....          | 34 1-2  |
| Valley City .....            | 79 3-4 | William and Mary .....       | 68 1-2  |
| Jamestown .....              | 51 1-4 | Virginia Polytechnic .....   | 57 1-2  |
| Virginia .....               | 70 1-6 | William and Mary .....       | 78 1-2  |
| Virginia Military Inst. .... | 55 5-6 | Haverford .....              | 47 1-2  |
| Virginia .....               | 70     | William and Mary .....       | 103 1-2 |
| Virginia Polytechnic .....   | 56     | Richmond .....               | 22 1-2  |
| Virginia Military .....      | 64     | William and Mary .....       | 75 1-4  |
| Virginia Polytechnic .....   | 62     | Maryland .....               | 50 3-4  |
| Virginia Military .....      | 107    | Williams .....               | 70 1-2  |
| Bridgewater .....            | 19     | Middlebury .....             | 64 1-2  |
| Virginia Military .....      | 68 1-2 | Wisconsin* .....             | 54      |
| Maryland .....               | 57 1-2 | Notre Dame .....             | 32      |
| Virginia Military .....      | 67     | Wisconsin .....              | 97      |
| North Carolina State .....   | 59     | Minnesota .....              | 38      |
| Virginia Polytechnic .....   | 86     | Wooster .....                | 79      |
| Duke .....                   | 40     | Akron .....                  | 52      |
| Virginia Polytechnic .....   | 65     | Wooster .....                | 88 1-2  |
| North Carolina State .....   | 61     | Union .....                  | 42 1-2  |
| Washington .....             | 74 1-3 | Worcester Tech .....         | 80      |
| California .....             | 55 2-3 | Tufts .....                  | 55      |
| Washington .....             | 74 1-3 | Yale .....                   | 80      |
| Oregon State .....           | 55 2-3 | Princeton .....              | 35      |
| Washington .....             | 57 1-3 | Ypsilanti Nor. ....          | 80      |
| Washington State .....       | 55 2-3 | Oberlin .....                | 51      |

TRIANGULAR MEETS

|                               |        |                               |        |
|-------------------------------|--------|-------------------------------|--------|
| Abilene Christian .....       | 62 1-4 | California Agricultural ..... | 70     |
| Baylor .....                  | 46     | Coll. of Pacific .....        | 69 1-2 |
| Texas Christian .....         | 23 1-4 | Chico State .....             | 22 1-2 |
| Arizona .....                 | 69 1-4 | Colorado .....                | 96     |
| Tempe Teachers .....          | 41     | Colorado Agricultural .....   | 63     |
| Flagstaff Teachers .....      | 24 3-4 | Denver .....                  | 16     |
| Bank of Italy .....           | 57     | Colorado .....                | 113    |
| California Agricultural ..... | 55     | Denver .....                  | 32     |
| Sacramento Jr. Coll. ....     | 39     | Wyoming .....                 | 28     |

\*Indoor meet.




1, Alexander, Mgr.; 2, Boyce; 3, Simpson; 4, Purser; 5, Brown; 6, Barkley, Capt.; 7, J. Cohen; 8, M. D. Ranson, Coach; 9, Rhoades; 10, Baucom; 11, Phoenix; 12, G. Cohen; 13, Farris; 14, Lowry; 15, Mason; 16, Pierce.

UNIVERSITY OF NORTH CAROLINA CROSS-COUNTRY TEAM.



1, Gravely, Mgr.; 2, Finerin; 3, Stone; 4, Rice; 5, Ayres; 6, Hazledine; 7, Click; 8, Smith; 9, Schwab.

UNIVERSITY OF FLORIDA CROSS-COUNTRY TEAM.



Watts (at left), Lydic, Carlson, Swanson, Neumann.

KEARNEY (NEB.) TEACHERS COLLEGE CROSS-COUNTRY TEAM.

|                         |          |                            |         |
|-------------------------|----------|----------------------------|---------|
| Hamline .....           | 65       | North Central .....        | 90      |
| Gustavus Adolphus ..... | 58 1-2   | Elmhurst .....             | 26 1-2  |
| St. Thomas .....        | 7 1-2    | De Kalb Teachers .....     | 17 1-2  |
| Illinois Coll. ....     | 67 1-2   | North Central .....        | 63      |
| Illinois Wesleyan ..... | 45 1-2   | Lake Forest .....          | 44      |
| James Millikin .....    | 21       | Beloit .....               | 28      |
| Indiana .....           | 79       | North Central .....        | 67      |
| Purdue .....            | 47 11-12 | Loyola (Chicago) .....     | 39      |
| Chicago .....           | 38 1-12  | Wheaton .....              | 29      |
| Iowa State* .....       | 77       | Pittsburg Teachers .....   | 59 1-2  |
| Grinnell .....          | 31       | Wichita .....              | 50      |
| Drake .....             | 22       | Emporia Teachers .....     | 20      |
| Iowa Teachers .....     | 63       | Springfield .....          | 51 1-2  |
| Coe .....               | 37       | Northeastern .....         | 44 1-3  |
| Cornell .....           | 34       | Amherst .....              | 18      |
| Iowa Wesleyan .....     | 86       | Texas .....                | 102 2-3 |
| Penn .....              | 44       | Baylor .....               | 41 1-3  |
| Graceland .....         | 1        | Southern Methodist .....   | 19      |
| Lake Forest .....       | 58       | Texas A.&M. ....           | 76 1-2  |
| Milwaukee Nor. ....     | 57       | Texas .....                | 55 9-16 |
| Elmhurst .....          | 16       | Ablene Christian .....     | 29 3-5  |
| McKendree .....         | 75       | Warrensburg Teachers ..... | 59 1-2  |
| Illinois Coll. ....     | 68 1-2   | Central .....              | 55 1-2  |
| Shurtleff .....         | 15 1-2   | Missouri Valley .....      | 24      |
| McKendree .....         | 67       | Westminster .....          | 92      |
| Springfield .....       | 55 1-2   | Missouri Mines .....       | 45      |
| Shurtleff .....         | 13 1-2   | Central Wesleyan .....     | 7       |
| Michigan* .....         | 62 1-2   |                            |         |
| Michigan Nor. ....      | 38 1-2   |                            |         |
| Michigan State .....    | 17       |                            |         |

### QUADRANGULAR MEETS

|                                 |        |                                 |         |
|---------------------------------|--------|---------------------------------|---------|
| Baker .....                     | 47 1-2 | Simpson .....                   | 50      |
| Washburn .....                  | 42     | Iowa Wesleyan .....             | 36      |
| Ottawa .....                    | 39 1-2 | Penn .....                      | 30      |
| Coll. of Emporia .....          | 35     | Parsons .....                   | 18      |
| Chicago* .....                  | 70     | South Dakota State .....        | 48      |
| Loyola .....                    | 22     | North Dakota Agricultural ..... | 30      |
| Lake Forest .....               | 9      | Wayne Nor. ....                 | 26 2-3  |
| Beloit .....                    | 2      | Buena Vista .....               | 17      |
| Iowa Teachers .....             | 81     | Virginia .....                  | 57 1-6  |
| Luther .....                    | 36     | Washington and Lee .....        | 39 5-6  |
| Columbia .....                  | 17     | Virginia Military .....         | 39 1-3  |
| Upper Iowa .....                | 2      | Virginia Polytechnic .....      | 27 2-3  |
| McKendree .....                 | 82 1-2 | West Virginia .....             | 101 1-2 |
| Carbondale .....                | 55     | Pittsburgh .....                | 76      |
| Shurtleff .....                 | 11     | Carnegie Tech .....             | 30      |
| Cape Girardeau .....            | 10 1-2 | Washington and Jefferson .....  | 16 1-2  |
| Moumouth .....                  | 74 1-2 | Wisconsin .....                 | 72      |
| Carthage .....                  | 45     | Ohio State .....                | 56 3-4  |
| Western Illinois Teachers ..... | 29     | Northwestern .....              | 26 3-4  |
| Augustana .....                 | 14 1-2 | Chicago .....                   | 20 1-2  |

### FIVE-WAY MEETS

|                         |        |                         |     |
|-------------------------|--------|-------------------------|-----|
| Bradley .....           | 82 1-2 | West Virginia .....     | 110 |
| Lombard .....           | 71     | Marshall .....          | 26  |
| Illinois Wesleyan ..... | 43 1-2 | Bethany .....           | 16  |
| James Millikin .....    | 22     | Davis-Elkins .....      | 11  |
| Bureka .....            | 6      | New River .....         | 2   |
|                         |        | (W.Va. Intercollegiate) |     |

\*Indoor meet.



SCHOLASTIC MEETS

UNIVERSITY OF CHICAGO INTERSCHOLASTIC MEET

|   |  |
|---|--|
| 100 yds.—R. Herman (Oak Park).....9.9s    | Broad jump—Burns (Hannibal)...23ft.6in   |
| 220 yds.—Fugua (Brazil).....21.6s         | Pole vlt { Wonsowicz (Froebel) } tie   |
| 440 yds.—C. Williams (Lebanon).....50.6s  | { Skelly (Oak Park) } 12ft.10in  |
| 2d race—Terwilliger (Urbana).....50.5s    | Shot put—Dees (Lorraine).....58ft  |
| 3d race—Fugua (Brazil).....47.7s          | Discus—White (Leasanton).....143ft.2in   |
| 880 yds.—Quinn (Ludington).....1m.57.2s   | Javelin—Furvis (Mattoon).....178ft.1 1-4in   |
| 2d race—S. Hardin (Greenwood) 1m.58.5s    | 880 yds. relay—Columbus Central 1m.31.8s   |
| 1 mile—J. Bell (Pittsburg, Kan.) 4m.31.5s | 2d race—Gary Froebel .....1m.32.8s   |
| 2d race—Cunningham (Elkhart) 4m.24.7s     | 1-mile relay—San Angelo, Tex. 3m.29.7s   |
| High hdles—Casper (Harlandale).....15.1s  | 2-mile relay—Indianapolis Tech. 3m.18.8s   |
| Low hdles—Lambertus (Gothenburg) 24.2s    | Medley relay—Kansas (Cunningham, Elk-<br>hart; Weaver, Concordia; Bell, Pitts-<br>burg; Brown, Viola).....3m.29.2s |
| High jp { L. Glickers (Scott) } tie       |  |
| { Spencer (Fifth Ave.) } 6ft.1 1-2in      |  |
| { Stried (Chenoa Com) }                   |  |

ARIZONA

CLASS A.

|  |   |
|--|---|
| 100 yds.—W. Lane (Miami).....10.6s     | Broad jp—Murphey (Phoenix) .21ft.1-2in  |
| 220 yds.—W. Lane (Miami).....23.1s     | Pole vault—Davenport (Phoenix) 10ft.6in |
| 440 yds.—H. Tompkins (Phoenix) .50.8s  | Shot put—Coryell (Douglas) .43ft.1-2in  |
| 880 yds.—Wyne (Prescott).....2m.6.7s   | Discus—Peppard (Phoenix).....109ft.0in  |
| 1 mile—Martinez (Miami).....4m.37.2s   | Javelin—Peterson (Miami).....153ft.1in  |
| High hdles—W. Keiner (Prescott) .17.1s | 880 yds. relay—Phoenix .....1m.32s      |
| High jump—Heywood (Mesa).....5ft.6in   |   |

CLASS B.


|  |   |
|--|---|
| 100 yds.—L. Stratton (Safford).....10.6s | High jump—A. Martin (Flagstaff) 5ft.6in   |
| 220 yds.—L. Stratton (Safford).....23.1s | Broad jump—Garrett (Ajo).....10ft.4 1-2in |
| 440 yds.—E. Pena (Jerome).....53.5s      | Pole vlt—A. Martin (Flagstaff) 11ft.3-4in |
| 880 yds.—Calixtro (Nogales).....2m.6.8s  | Shot put—Callahan (Gilbert) .41ft.9 3-4in |
| 1 mile—Calixtro (Nogales).....4m.40.1s   | Discus—Callahan (Gilbert).....113ft.2in   |
| High hdles—J. Brown (Safford).....17.9s  | Javelin—McEwen (Ft. Thomas) 150ft.2in     |
| Low hdles—Spaw (Kingman).....26.7s       | 880 yds. relay—Safford .....1m.38.1s      |

COLORADO

|  |   |
|--|---|
| 100 yds.—Moore (Ft. Collins).....10s     | Low hdles—White (Ft. Collins).....25.8s     |
| 220 yds.—Jameson (East Denver).....22.3s | High jump—Packard (Centennial) 5ft.6in      |
| 440 yds.—Smith (Greeley).....51.8s       | Broad jump—Reagan (Eaton).....22ft.3in      |
| 2d race—Stender (Greeley).....55s        | Pole vault—Riddell (Ft. Collins).....11ft   |
| 880 yds.—DeMaulin (South Denver) 2m.7s   | Shot put—Zeit (North Denver).....47ft       |
| 2d race—Becker (Vona).....2m.5.7s        | Discus—Packard (Pueblo Cen) 126ft.8 3-4in   |
| 1 mile—Force (Greeley).....4m.48s        | Javelin—Morris (Simla Union) 156ft.10 1-2in |
| High hdles—White (Ft. Collins).....15.9s | 880 yds. relay—Fort Collins.....1m.34.5s    |


GEORGIA

|   |   |
|---|---|
| 220 yds.—Wikez (Monroe).....22s         | Broad jump—Durden (Summit) .21ft.4in      |
| 440 yds.—Davis (Portal).....56.6s       | Pole vault—Wilkes (Lincolnton) .10ft.8in  |
| 120 yds. hdles—Mosely (Valdosta) .15s   | Shot put—R. Smith (Cartersville) 43ft.7in |
| High jump—Walker (E. Point).....5ft.8in | Discus—Garbut (Valdosta) .110ft.6 1-4in   |
|   | 880 yds. relay—Washington.                |



TRACK TEAM: Standing (left to right)—Rigo, Asst. Mgr.; McDonnell, J. Arnold, T. Newman, Perennes, Burton, Pisani, Funelli, Enright, Petrossi, Huisiking, Brunori, Echeveria, Young, W. Brown, Hill, Kahle, Capt.; Annot, Asst. Mgr.; Delahanty, Corvan, McShane, McDevitt, Nelson, Valentine, Pons, Hepp, R. Arnold, Breluer, DiBiase, Quinn, A. Brown, Seligman, Walter, Hartnett, Asst. Mgr., Kneeling—J. Newman, Hughes, Krug, McNamara, Dempsey, Giffuni, Hill, Giovagnoli, Lombardi, Isola, Manning, Laibach, J. Gray, Fabien, Coleman, E. Gray. Seated—Storts, O'Toole, Tantillo, Cannistraci, Salvato, McLoughlin, Kerrigan, King. CROSS COUNTRY TEAM—1, Connolly, Mgr.; 2, Waddingham; 3, A. Brown; 4, Seligman; 5, McNamara; 6, McDevitt; 7, R. Arnold; 8, McShane, Capt.; 9, Nelson; 10, Hepp. Brown, Photos.

LA SALLE MILITARY ACADEMY, OAKDALE, N. Y.



(1) TRACK TEAM—1, L. C. Lobaugh, Coach; 2, Zeman; 3, Kremen; 4, Morris; 5, Sindler; 6, Podalak; 7, Swanson; 8, Whitman; 9, Weinfurt, Mgr.; 10, McGrath, Capt.; 11, Egan; Strnard, Mascot; 12, Golden; 13, VanWort. (2) RELAY TEAM—1, McGrath, Capt.; 2, Egan; 4, W. Golden; 5, H. E. VanWort Jr. Anderson, Photos.

ISLIP (N. Y.) HIGH SCHOOL.




1, Zuller, Asst. Mgr.; 2, Sirota; 3, Samuels; 4, Kaufman; 5, Menacher; 6, Teig; 7, Rosenblum; 8, Nance; 9, Wolfson; 10, St. Hill; 11, Shapiro; 12, Rosenberg; 13, Milstein; 14, Meyers; 15, Suten; 16, Rabinowitz; 17, Katz; 18, Kossack, Mgr.; 19, Billig; 20, B. Bram; 21, F. Bram; 22, Lefkowitz; 23, E. P. Camson, Coach; 24, Julber; 25, Weissman; 26, Klayman; 27, Cohen; 28, Held; 29, Rosman; 30, Keene; 31, Rothberg; 32, Tannenbaum; 33, Rose; 34, Goldberg; 35, Erlich; 36, Heckman; 37, Sussner; 38, Schwartz; 39, Keeve.

THOMAS JEFFERSON HIGH SCHOOL, BROOKLYN, N. Y.



1, L. C. Montgomery, Coach; 2, Haskins; 3, Merwin; 4, Clark; 5, Johns; 6, Lawson; 7, Wannamaker; 8, Hurike; 9, Mangana; 10, C. Lake, Mgr.; 11, Else; 12, Peck; 13, Nisbet; 14, Tasseltyne; 15, Hohman; 16, Hanny; 17, Deutinger, Capt.; 18, Shea; 19, Levin; 20, Bucholtz; 21, Mach; 22, Elgin.

BENNETT HIGH SCHOOL, BUFFALO, N. Y.



1, Donahue; 2, McGlincy; 3, Moran; 4, Beck; 5, Palmer; 6, Harding; 7, Gammell; 8, Albers; 9, Reed; 10, Couch Erickson; 11, Barrett; 12, Grady; 13, Russell; 14, B. Brown; 15, Jacques; 16, Rich; 17, Tegu; 18, Wardell; 19, Couch Hollister; 20, Lewis, Mgr.; 21, Lanctot; 22, Oliver; 23, Furze; 24, Carpenter; 25, Anderson; 26, St. Louis; 27, Withers; 28, Sparrow, Capt.; 29, Flood; 30, Placey; 31, Willard; 32, Olds; 33, Begbie; 34, R. Brown; 35, Ling; 36, Furbush; 37, A. Sprague; 38, W. Sprague.

ST. JOHNSBURY (VT.) ACADEMY.

IDAHO

100 yds.—Kalbus (Eagle).....10.2s  
 220 yds.—Kalbus (Eagle).....22.3s  
 440 yds.—Heyde (Boise).....tie, 53s  
 880 yds.—O'Neill (Pocatello).....2m.2.8s  
 1 mile—Salle (Ashton).....4m.31.6s  
 High hdles—Squance (Wallace).....16.1s  
 Low hdles—Squance (Wallace).....25.8s

High jp—Wrasper (Aberdeen).....5ft.10 1-2in  
 Broad jp—LeGore (Coeur d'Alene).....20ft.9in  
 Pole vlt—Remington (Nampa).....11ft.11 3-4in  
 Shot put—A. Berg (Idaho Falls).....47ft.6in  
 Discus—Hart (Idaho Falls).....112ft.6in  
 Javelin—Albee (Weiser).....162ft  
 880 yds. relay—Lewiston.....1m.34.6s

ILLINOIS

100 yds.—Metcalfe (Clgo Tilden).....9.8s  
 220 yds.—Metcalfe (Clgo Tilden).....21.1s  
 440 yds.—Terwilliger (Urbana).....50.5s  
 880 yds.—Schuett (Hinsdale).....2m.1.6s  
 1 mile—Campeisi (Rockford).....4m.34.1s  
 High hdles—Jens (Wheaton).....15.6s  
 Low hdles—Malmbert (Waukegan).....24.7s

High jump—Olsen (Wheaton).....6ft  
 Broad jp—Myers (LaGrange).....22ft.10 1-4in  
 Pole vault—Skelly (Oak Park).....12ft.7 3-4in  
 Shot put—Kamm (Atwood).....50ft.11in  
 Discus—Kamm (Atwood).....139ft.2in  
 Javelin—Purvis (Mattoon).....185ft.2in  
 880 yds. relay—Oak Park.....1m.31.4s

NORTH CENTRAL COLLEGE MEET

100 yds.—Deiber (Glen Ellyn).....10.2s  
 220 yds.—Deiber (Glen Ellyn).....22.4s  
 440 yds.—Parlis (Maywood).....52.3s  
 2d race—Oldani (Joliet).....51.7s  
 880 yds.—Dawley (Bloom).....2m.4.9s  
 2d race—Larimer (Bloom).....2m.6.5s  
 1 mile—Ragland (Elmhurst).....4m.39s  
 High hdles—Fabb (Joliet).....16.1s  
 Low hdles—Lillig (La Grange).....25.6s  
 High jp—Armbruster (W. Aurora)6ft.1-8in

Brd jump—Myers (La Grange).....22ft.4 3-8in  
 { Beltzner (Joliet) } tie  
 Pole vault—Eustace (Sycamore) } 11ft.3in  
 { Peebles (Thornton) } 49ft.6in  
 Shot put—Stephen (Joliet).....49ft.6in  
 Discus—V. Burnett (Libertyville).....127ft.7in  
 Javelin—Peterson (Glen Ellyn).....156ft.3in  
 880 yds. relay—Maize.....1m.32.3s  
 Medley race—New Trier.....3m.39.7s

INDIANA


100 yds.—Fuqua (Brazil).....10s  
 220 yds.—Hart (Gary Froebel).....22.3s  
 440 yds.—Fuqua (Brazil).....50.2s  
 2d race—Williams (Lebanon).....51.3s  
 880 yds.—Kenney (Kokomo).....2m.1.7s  
 2d race—Lockridge (Mishawaka)2m.3.8s  
 1 mile—Bolding (Bedford).....4m.34.3s  
 2d race—Woolley (Terre Haute)4m.32.1s  
 High hdles—Sandbach (Gary Emerson)15.7s  
 Low hdles—Abrams (Gary Froebel).....24.6s

High jump—Hall (Indpls Tech)5ft.10 3-4in  
 Broad jump—Scott (Gary Froebel)22ft.3-4in  
 Pole vlt { Carter (Indpls Wash) } tie  
 { Wonsowicz (Froebel) } 12ft.4 3-4in  
 Shot put—Jones (Wabash).....50ft.3in  
 1-mile relay—Gary Froebel.....3m.31.1s  
 2d race—Brazil.....3m.37.3s  
 880 yds. relay—Gary Froebel.....1m.35.5s  
 2d race—Elkhart.....1m.35.3s

IOWA

100 yds.—Rogers (Jefferson).....10.1s  
 220 yds.—Rogers (Jefferson).....22.5s  
 440 yds.—Page (Newton).....50.5s  
 2d race—Bison (Newton).....51.4s  
 880 yds.—Kohl (Mason City).....2m.1.1s  
 2d race—Thompson (E. DesMons)1m.59.7s  
 1 mile—Highsmith (Hawarden).....4m.35.6s  
 High hdles—Kenney (Mason City).....15.6s  
 Low Hdles—Kenney (Mason City).....24.4s

High jump—Madsen (Ames).....5ft.8 3-4in  
 Brd jp—Gater (N. Des Moines).....21ft.10 1-2in  
 Pole vault—Martin (Traer).....12ft.2 3-4in  
 Shot put—Smoler (Atlantic).....47ft.5 3-8in  
 Discus—Osburn (Perry).....128ft.8 1-2in  
 Javelin—Martin (Traer).....164ft.2in  
 880 yds. relay—Jefferson.....1m.31.7s  
 1-mile relay—Newton.....3m.32s



1. Fredenburg; 2. Morgan; 3. Babcock; 4. Krulovec; 5. H. Herman; 6. Butler; 7. Hanna; 8. H. Herman; 9. D. Lavicka; 10. Shelly; 11. Gilray; 12. Jacobs; 13. Pachinski; 14. Pyle, Mgr.; 15. Coach Woodruff; 16. Brunke; 17. Burling; 18. Sugg; 19. Harris; 20. Smith; 21. Cobb; 22. Dodd; 23. Jones; 24. Farmer; 25. Hackley; 26. Johnson; 27. Duncan; 28. Moe; 29. Miller, Mgr.; 30. Goetsch, Mgr.; 31. Schaffner; 32. Gardanier; 33. Savage; 34. Lloyd; 35. Zinkel; 36. Rubini; 37. Hernon; 38. Norwood; 39. Toussaint; 40. Rullman; 41. Emerson; 42. Skelly, Capt.

OAK PARK (ILL.) HIGH SCHOOL.



1. J. M. Culberson, Coach; 2. T. Holms, Capt.; 3. Johnson; 4. Purvis; 5. Funkhouser; 6. Poorman; 7. E. Thatcher, Mgr.; 8. Sparks; 9. Smith; 10. Gaddis; 11. Grudorf; 12. Paulin.

MATTOON (ILL.) HIGH SCHOOL.



1. Brundage; 2. Youker; 3. Hackett; 4. Hammond; 5. Olson; 6. Wittenberg; 7. Grant Stenger, Ath. Dir.; 8. Mole; 9. Sutherland; 10. Houston; 11. Poppelreiter; 12. Cassassa; 13. Jens; 14. Coach Hodges. Kohli, Photo.

WHEATON (ILL.) HIGH SCHOOL.

KANSAS STATE HIGH SCHOOL MEET

|   |  |
|---|--|
| 100 yds.—Sutter (Wichita East).....10.3s      | Shot pt.—Elwyn Dees (Lorraine).....55ft. 8 1-2in |
| 220 yds.—Vogel (Ness City).....22.6s          | Discus—White (Pleasanton).....134ft. 9 7-8in     |
| 110 yds.—Brwin (Fairview).....52s             | Javelin—Geiger (Wyandotte).....159ft. 4in        |
| 880 yds.—Brown (Viola).....2m. 2s             | Class A 880 yds. relay—Topeka.....1m. 35.1s      |
| 1 mile—Cunningham (Elkhart).....4m. 28.4s     | Class B relay—Elk City.....1m. 36.5s             |
| High hdes.—Wilhelm (Ark. City).....16s        | Class A medley relay—Columbus.....3m. 37.5s      |
| Low hdes.—Rugger (Smith Center).....24s       | Class B—Elkhart.....3m. 37.4s                    |
| High jump—Stambach (Osborne).....5ft. 10in    | Class A 1-mile relay—Eldorado.....3m. 42.8s      |
| Broad jp—White (Pleasanton).....21ft. 2 1-2in | Class B—Arnold.....3m. 46.8s                     |
| Pole vlt { White (Elsworth) } ..tie, 11ft     |  |
| { Dicker (Lawrence) } ..tie, 11ft             |  |

UNIVERSITY OF KANSAS INTERSCHOLASTIC MEET

|  |  |
|--|--|
| CLASS A.                                       |  |
| 100 yds.—Davis (Sumner).....10.5s              | High jp—Stambach (Osborne).....5ft. 11 3-4in     |
| 220 yds.—Ahre (Wichita East).....23.8s         | Broad jp—White (Pleasanton).....21ft. 7 1-4in    |
| 440 yds.—Zunwalt (Wyandotte).....51.7s         | Pole vault—Dicker (Lawrence).....10ft. 9in       |
| Sec. 2—Waite (Garnett).....52.9s               | Shot pt.—Lockert (Wich. North).....49ft. 3-4in   |
| 880 yds.—Clarke (Wellington).....2m. 4.7s      | Discus—White (Pleasanton).....135ft. 8 1-2in     |
| Sec. 2.—Mansfield (Wamego).....2m. 6.1s        | Javelin—Harrington (Wyndotte).....162ft. 2 1-2in |
| 1 mile—Edwards (Ottawa).....4m. 46s            | 880 yds. relay—Hutchinson.....1m. 34.7s          |
| High hdes.—Weaver (Concordia).....16.4s        | 1-mile relay—Eldorado.....3m. 37.6s              |
| Low hdes.—Allison (Wyandotte).....27.1s        | Medley relay—Wyandotte.....3m. 35.2s             |
| CLASS B.                                       |  |
| 100 yds.—Schroeder (Bendena).....23.2s         | Broad jump—Hoff (Preston).....                   |
| 220 yds.—Schroeder (Bendena).....23.2s         | Pole vlt—Walker (Parker), Hoff (Prstn).....      |
| 440 yds.—Gain (Pomona).....54.8s               | Shot put—Dees (Lorraine).....58ft. 10in          |
| 2d race—Brown (Viola).....52s                  | Discus—W. Riegels (Ford).....124ft. 8 7-8in      |
| 880 yds.—Madorin (Valley Falls).....2m. 7.6s   | Javelin—Anderson (Preston).....141ft             |
| 2d race—Cochrane (Wilmsburg).....2m. 8.4s      | 880 yds. relay—Elk City.....1m. 38.4s            |
| 1 mile—Cunningham (Elkhart).....4m. 31.4s      | 1-mile relay—Oskaloosa.....3m. 49.1s             |
| High jump—Silvey (Ks. Vocational).....5ft. 9in | Medley relay—Elkhart.....3m. 31.4s               |

LOUISIANA

|   |   |
|---|---|
| 100 yds.—Daigle (Jesuits).....9.9s                  | High jp { Mangano (DeRidder) } ..tie, 5ft. 11in |
| 220 yds.—Daigle (Jesuits).....21.9s                 | { Fisher (Leesville) } ..tie, 5ft. 11in         |
| 440 yds.—Cannon (Welsh).....52.2s                   | Pole vlt { Bennett (BnRge) } ..tie, 11ft. 6in   |
| 880 yds.—O'Neill (Oakdale).....2m. 10s              | { Blair (Sicily Isl.) } ..tie, 11ft. 6in        |
| 1 mile—Cox (Winnfield).....4m. 47.1s                | Shot put—Tessler (Warren Easton).....47ft. 3in  |
| High hdes.—Roberts (Baton Rouge).....16s            | Discus—Burt (Bossier City).....114ft. 10 1-8in  |
| Low hdes.—Roberts (Baton Rouge).....25.3s           | Javelin—Schloegal (Holy Cross).....165ft. 9in   |
| Hop, step, jp—Blair (Sicily Isl.).....46ft. 8 3-4in | 1-mile relay—Baton Rouge.....3m. 41s            |
| Broad jp—Ratelle (Baton Rouge).....22ft. 6 1-2in    |   |

UNIVERSITY OF MICHIGAN INTERSCHOLASTIC MEET

|  |   |
|--|---|
| 100 yds.—Thompson (Northwestern).....10.7s   | Broad jump—Allen (Wayne).....20ft. 3in        |
| 220 yds.—Thompson (Northwestern).....23.5s   | Pole vault—Lowrey (Scott).....11ft. 6in       |
| 440 yds.—Dykas (Northwestern).....51.4s      | Shot put—Cook (Gd Rap U.).....46ft. 2 7-8in   |
| 880 yds.—Roe (Northwestern).....1m. 59.9s    | Discus—Fundis (Northwstrn).....122ft. 3 1-4in |
| 1 mile—Hurd (Northwestern).....4m. 40.1s     | Javelin—Beaumont (Okemos).....155ft. 9in      |
| High hdes.—Ward (Northwestern).....15.9s     | Hammer—McCord (Nrtwstrn).....123ft. 3 1-2in   |
| Low hdes.—Ward (Northwestern).....25.9s      | 880 yds. relay—Ann Arbor.....1m. 34.5s        |
| High jp—Ward (Northwestern).....6ft. 1 3-4in |   |

MICHIGAN STATE HIGH SCHOOL MEET

|  |  |
|--|--|
| CLASS A.                               |  |
| 100 yds.—Bryant (Det. Cass).....10.4s  | High jp—Donean (Det. Macknaze).....5ft. 10 1-2in |
| 220 yds.—Bryant (Det. Cass).....23.5s  | Broad jump—Friday (Det. Cass).....21ft. 7 1-2in  |
| 440 yds.—Dykas (Det. N.E.).....50.9s   | Pole vault—Lasky (Hamtramck).....11ft. 6in       |
| 880 yds.—Roe (Det. N.W.).....2m. 4-10s | Shot put—Fundis (Det. N.W.).....43ft. 3in        |
| 2d race—Kohler (Redford).....2m. 2.6s  | Discus—Fundis (Det. N.W.).....116ft. 10in        |
| 1 mile—Carr (Redford).....4m. 42.1s    | Javelin—Weber (Mt. Clem.).....171ft. 10 7-8in    |
| High hdes.—Ward (Det. N.W.).....16.1s  | 880 yds. relay—Ann Arbor.....1m. 34.8s           |
| Low hdes.—Ward (Det. N.W.).....26.1s   |  |



1, Tom Haggerty, Coach; 2, Jacobi; 3, Mertes; 4, LeBeouf; 5, Sweeney; 6, Wiatrak; 7, Kumsfeld; 8, Hehir; 9, Bowen; 10, Xost; 11, Fischer; 12, Hendrick; 13, Boyd, Mgr.; 14, Byron, Mgr.; 15, Gravin; 16, Zwiefka; 17, Dutz; 18, Burus; 19, Wallner; 20, Schmidt; 21, Booth; 22, Lisner; 23, Refram; 24, Kelly; 25, Harrison; 26, Biggans; 27, Waller; 28, Morici; 29, Schwarey; 30, Mesh. Doose, Photo.

DE PAUL ACADEMY, CHICAGO, ILL.



1, Hunlon, Mgr.; 2, Henderson; 3, Hogan; 4, Jacobson; 5, Stegall; 6, W. Anderson; 7, Hartman; 8, Hubbard; 9, French; 10, Likou, Mgr.; 11, Watts, Mgr.; 12, Robinson; 13, Brown; 14, Horton; 15, Magoon; 16, Swagert; 17, Larson; 18, Twyman; 19, Baughman; 20, Richardson, Mgr.; 21, Stafford; 22, Roll; 23, Underwood; 24, Vestal; 25, Bowman; 26, Murphy; 27, Crandell; 28, R. Anderson; 29, Morgan, Mgr.; 30, Mills; 31, Nott; 32, King; 33, Smith; 34, Mallin; 35, Irons; 36, Mitchell; 37, Eponymis; 38, Bedford.

GALESBURG (ILL.) HIGH SCHOOL



1, Harshbarger; 2, Monroe; 3, Turnipseed; 4, Downs; 5, Schmidt; 6, Lawson; 7, Alfred Kamm; 8, Albert Kamm; 9, C. E. Rogers, Coach.

ATWOOD (ILL.) HIGH SCHOOL.

CLASS B.  
 100 yds.—Schatte (Monroe).....10.58  
 220 yds.—Schatte (Monroe).....22.78  
 440 yds.—Roberts (Monroe).....33.38  
 880 yds.—Quinn (Ludington).....1m.58.88  
 1 mile—Steuie (St. Joseph).....1m.43.48  
 High hbles.—Warnboin (St. Joseph).....17.58  
 Low hbles.—James (Hastings).....27.88

CLASS C.  
 100 yds.—Samrick (E.G. Rapids).....10.88  
 220 yds.—Griffith (Rochester).....24.88  
 440 yds.—Martin (Oxford).....52.88  
 880 yds.—Caplis (Wayne).....2m.4.48  
 1 mile—Wheaton (PawPaw).....4m.48.78  
 High hbles.—Thomas (Constantine).....14.48  
 High jump—Allen (Wayne).....5ft.7.5-8in

CLASS D.  
 100 yds.—Miles (Okemus).....10.88  
 220 yds.—Miles (Okemus).....23.58  
 440 yds.—Walcott (Comstock Pk.).....56.38  
 880 yds.—Mason (South Lake).....2m.11.88  
 1 mile—Currier (Okemus).....5m  
 High hbles.—Chase (South Lake).....15.28  
 High jp.—Chase (South Lake).....5ft.4.5-8in

MARYLAND

Sixteenth Annual State-wide Championships, held under auspices of the Playground Athletic League, at Baltimore Stadium, June 6, 1930.

80-LB. CLASS.  
 50 yds. run—Hill (Allegany) .....6.3-58  
 Stdg. hd. jp.—Hill (Allegany) .....7ft.5in

95-LB. CLASS.  
 60 yds. run—Setzer (Balt. City) .....7s  
 Stdg. hop, step, jump—Waters (Balt. Co.) .....23ft.7in

115-LB. CLASS.  
 70 yds. run—Rudolph (Balt. City).....8.4-58  
 Run. hd. jp.—Kabinofsky (Balt. City).....19ft  
 Baseball thr., acc.—Dodd (Queen Anne) 14pts

JUNIOR UNLIMITED CLASS.  
 80 yds. run—Mygatt (Montgomery).....8.3-58  
 220 yds. run—Crouse (Harford).....22.4-58  
 Run. high jp.—Hallowell (Mon.).....5ft.4.1-2in

SENIOR UNLIMITED CLASS.  
 100 yds. run—Widmyer (Wash.) .....9.4-58  
 440 yds. run—Middleton (Allegany).....54.2-58  
 880 yds. run—Loveless (Mont).....2m.7.3-58  
 Run. hd. jump—Widmyer (Wash.).....20ft.2in

MINNESOTA

100 yds.—Belgum (Elbow Lake).....10.28  
 220 yds.—Belgum (Elbow Lake).....23.58  
 440 yds.—Neubert (Munkato).....52.68  
 880 yds.—Peterson (Frazee).....2m.7.28  
 120 yds. hbles.—Hall (Virginia).....16.48  
 220 yds. hbles.—Hall (Virginia).....26.18  
 880 yds. relay—Aurora .....1m.36.88

High jump—Farnes (Stillwater).....5ft.6in  
 Broad jump—Neuenich (Aurora).....20ft.1in  
 Pole vault—Bryers (Virginia).....12ft.1in  
 Shot put—Kostka (So. St. Paul).....45ft.5in  
 Discus—Kuss (Pine City).....119ft.11.1-4in  
 Javelin—Kroning (St. Chas.).....152ft.1.1-2in



1, Leonard Howell, Asst. Coach; 2, Richard Gadske, Coach; 3, Middleton; 4, Waller; 5, Miller; 6, Young; 7, Berry; 8, Simmons; 9, Holder; 10, Presley; 11, McRoy; 12, Barden; 13, Garner; 14, Brown; 15, Bricker; 16, Reeves; 17, Riley; 18, Peterson.

CARBONDALE (ILL.) COMMUNITY HIGH SCHOOL.



1, Montroy; 2, Stansell; 3, Vorwerk; 4, Mooney; 5, Marbry; 6, Arning; 7, Spillman; 8, Reese; 9, Coach Clarida.

CENTRALIA (ILL.) TOWNSHIP HIGH SCHOOL.



1, G. F. Senneff, Coach; 2, Wood; 3, Ericson; 4, Rogenski; 5, Swanson; 6, Ekstrom; 7, Straw; 8, W. E. Beam, Asst. Coach; 9, Homgren, Mgr.; 10, Esterdald; 11, Rosborough; 12, Fawks; 13, Bennett; 14, Cowley; 15, Olson; 16, Irwin; 17, Andrews; 18, Wirken; 19, McCoughey; 20, Farrell; 21, Munn; 22, Lassuy.

MOLINE (ILL.) HIGH SCHOOL.

MISSISSIPPI

|                                       |          |   |
|---------------------------------------|----------|---|
| 100 yds.—Burnett (Meridian) .....     | 10.2s    | High jump { Neville (Merid.) } tie, 5ft.9in |
| 220 yds.—Burnett (Meridian) .....     | 22.7s    | { Hardin (Macon) }                          |
| 440 yds.—Hardin (Greenwood) .....     | 50s      | Pole vault { Hood (Biloxi) } tie, 11ft.4in  |
| 880 yds.—Hardin (Greenwood) .....     | 1m.59s   | { Jenkins (Utica) }                         |
| 1 mile—Belms (Shuflower AHS) .....    | 4m.43.8s | Shot put—Friend (Biloxi) .....              |
| High hdles—Shoemaker (Meridian) ..... | 16.3s    | Discus—Busby (Laurel) .....                 |
| Low hdles—Hardin (Greenwood) .....    | 25s      | 880 yds. relay—McComb .....                 |
| Broad jump—Hood (Biloxi) .....        | 21ft.2in | 3m.40s                                      |

MISSOURI

|   |       |                                      |
|---|-------|--------------------------------------|
| 100 yds.—Nelson (St. Jos. Cent.) .....  | 9.8s  | High jump—Burns (Hannibal) .....     |
| 220 yds.—Nelson (St. Jos.) .....        | 21.5s | Broad jp—Burns (Hannibal) .....      |
| 440 yds.—Broe (St. L., Roosevelt) ..... | 50.9s | Discus—Allon (Hannibal) .....        |
| High hdles—Uits (K.C. Northeast) .....  | 15.8s | Javelin—Sibley (Web. Groves) .....   |
| Low hdles—Uits (K.C. Northeast) .....   | 24.9s | 880 yds. relay—St. Jo. Central ..... |

MONTANA

|                                      |          |  |
|--------------------------------------|----------|--|
| 100 yds.—Peden (Custer Co.) .....    | 10.2s    | High jp { Brown (Butte) } tie, 5ft.9in |
| 220 yds.—Peden (Custer Co.) .....    | 22.6s    |  |
| 440 yds.—Martin (Bainville) .....    | 53.2s    |  |
| 880 yds.—Roe (Anaconda) .....        | 2m.5.2s  |  |
| 1 mile—Roe (Anaconda) .....          | 4m.45.8s | Pole vault—Custer (Mis. Co.) .....     |
| High hdles—Maple (Bozfr) .....       | 16.2s    |  |
| Low hdles—Caven (Custer Co.) .....   | 26.2s    |  |
| Broad jump—Danzie (Beaverhead) ..... | 21ft.9in |  |

NEBRASKA

GROUP I.

|                                       |          |                                 |
|---------------------------------------|----------|---------------------------------|
| 100 yds.—Brown (Fairmont) .....       | 10.6s    | High jump—Eby (Wood Lake) ..... |
| 220 yds.—Schaff (DeWitt) .....        | 23.3s    | Broad jump—Orr (Doniphan) ..... |
| 440 yds.—Terry (Meadow Grove) .....   | 54.4s    | Pole vault—Orr (Doniphan) ..... |
| 880 yds.—Blaser (Duncan) .....        | 2m.11.2s | Shot put—Haddan (Alexan.) ..... |
| 1 mile—Roe (Anaconda) .....           | 4m.44.5s | Discus—Martin (Leviston) .....  |
| High hdles—Jacobs (Deshler) .....     | 16.9s    | Javelin—Blazek (Weston) .....   |
| Low hdles—Bethke (Hebron Acad.) ..... | 27.2s    | 880 yds. relay—DeWitt .....     |

GROUP II.

|                                    |          |                                    |
|------------------------------------|----------|------------------------------------|
| 100 yds.—Lyman (Bassett) .....     | 10.4s    | High jump—Hoyt (Burwell) .....     |
| 220 yds.—Lyman (Bassett) .....     | 23.5s    | Broad jump—Lyman (Bassett) .....   |
| 440 yds.—Roberts (Trenton) .....   | 53.7s    | Pole vault—Nichols (Gallala) ..... |
| 880 yds.—Muir (Bridgeport) .....   | 2m.10.8s | Shot put—Smith (Trenton) .....     |
| 1 mile—Rowse (Burwell) .....       | 4m.52s   | Discus—Smith (Trenton) .....       |
| High hdles—Martin (St. Paul) ..... | 16.5s    | Javelin—Long (Newman Grove) .....  |
| Low hdles—Martin (St. Paul) .....  | 26.4s    | 880 yds. relay—Bassett .....       |

GROUP III.

|  |         |                                       |
|--|---------|---------------------------------------|
| 100 yds.—Hansen (Havelock) .....       | 10.2s   | High jump—Caswell (Gthmbg) .....      |
| 220 yds.—Hansen (Havelock) .....       | 22.6s   | Broad jump—Cardwell (Seward) .....    |
| 440 yds.—Lambertus (Gothenburg) .....  | 53.2s   | Pole vault—Jenkins (Gothenburg) ..... |
| 880 yds.—Harrison (Havelock) .....     | 2m.6.3s | Shot put—Pixley (Jackson) .....       |
| 1 mile—Stephens (Central City) .....   | 4m.47s  | Discus—Dutton (Cozad) .....           |
| High hdles—Dutton (Cozad) .....        | 16.7s   | Javelin—Fahrbruch (Crete) .....       |
| Low hdles—Lambertus (Gothenburg) ..... | 25.2s   | 880 yds. relay—Havelock .....         |


GROUP IV.

|                                       |          |                                      |
|---------------------------------------|----------|--------------------------------------|
| 100 yds.—Kelley (Grand Island) .....  | 10.2s    | High jump—Adams (Grand Isl) .....    |
| 220 yds.—Dickerson (Omaha Tech) ..... | 22.5s    | Broad jump—Anderson (Om. Tech) ..... |
| 440 yds.—Lane (Scottsbluff) .....     | 52.5s    | Pole vault—Chamberlain (GdIsl) ..... |
| 880 yds.—Asher (Scottsbluff) .....    | 2m.6.4s  | Shot put—Peterson (Om. Tech) .....   |
| 1 mile—Asher (Scottsbluff) .....      | 4m.38.1s | Discus—Wilks (Omaha Tech) .....      |
| High hdles—Weir (Lincoln) .....       | 16.3s    | Javelin—Masterson (Lincoln) .....    |
| Low hdles—Young (Hastings) .....      | 25.7s    | 880 yds. relay—Scottsbluff .....     |



1. Coach Spears; 2. Foster; 3. Tumulty; 4. Croft; 5. Borufski; 6. McGowan; 7. Gibbs; 8. Elliott; 9. Feldman; 10. Stone; 11. Riddle; 12. Ofte; 13. Durst; 14. Shannon; 15. Hutchcraft; 16. Coach Hodgson; 17. Schieler; 18. Gulup; 19. Grubb; 20. Ptaszek; 21. Bennis; 22. Froschauer; 23. Cutlip; 24. Gorens; 25. Stolz; 26. McCue; 27. Rigg; 28. C. Chuck; 29. Denning; 30. Drain; 31. Hall; 32. Cummings; 33. Hayes, Mgr.; 34. Logan; 35. Wooden; 36. Smith; 37. Ryan.

LINCOLN (ILL.) HIGH SCHOOL.



1. Dixel, Trainer; 2. Davies; 3. Cardwell; 4. Beale; 5. Phillips; 6. Coach Sprandel; 7. Hohn; 8. Wesch; 9. Hopper; 10. Suttler.

OLIVET (MICH.) HIGH SCHOOL.



1. McLaughlin; 2. Aus; 3. Walters; 4. Wishard; 5. Frederick; 6. Nufcr; 7. Laemmle, Asst. Coach; 8. E. C. Flug, Coach; 9. Walrath; 10. Wagner; 11. Dunn; 12. Cope, Capt.; 13. Freeberg; 14. Dore. W. C. Gowin, Photo.

WATER TOWN (SO. DAK.) HIGH SCHOOL.

NEW MEXICO

100 yds.—Grabert (Deming) .....9.6s  
 220 yds.—Grabert (Deming) .....22.3s  
 440 yds.—Pull (Albuquerque) .....55.5s  
 880 yds.—Lujan (Albuquerque) .....12m.12.4s  
 1 mile—Hayes (Albuquerque) .....4m.55.2s  
 High hdes.—Harty (Carlsbad) .....16.7s  
 Low hdes.—Adams (Roswell) .....26.8s  
 Broad jp—Allen (Carlsbad) ...21ft.8-10in  
 \*Not allowed.

High jp { Allen (Carls.) } tie, 5ft.5 3-8in  
 { Warren (Carls.) }  
 Pole vt { Green (Portales) } tie, 10ft.1-2in  
 { Bales (Carlsbad) }  
 Shot put—Langford (Springer) ...48.72ft  
 Discus—Langford (Springer) ...109ft.8in  
 Javelin—Allen (Carlsbad) .....154ft.9in  
 880 yds. relay—Manual .....1m.37s

NORTH CAROLINA

100 yds.—Goodwin (Greensboro) ....10.4  
 20 yds.—Goodwin (Greensboro) .....2  
 440 yds.—Robinson (Wilmington) .....53.6s  
 880 yds.—Raudin (Wilmington) ...2m.3.4s  
 1 mile—Williamson (High Pt) ...4m.41s  
 High hdes.—Wood (Charlotte) .....17.2s  
 Low hdes.—Smith (Wilmington) .....26s  
 High jp—Sykes (Spring Hope) 5ft.7 1-2in

Broad jump—Moffitt (High Pt) 20ft.4 1-4in  
 Pole vt { Goodwin (Gre.) } tie, 10ft.10 1-4in  
 { Sykes (Spring Hope) }  
 Shot put—Mullis (Charlotte) ...46ft.9 3-4in  
 Discus—Mullis (Charlotte) ...126ft.1-2in  
 Javelin—Sutton (Charlotte) ...169ft.3 1-2in  
 1-mile relay—Charlotte .....3m.41.2s

OHIO

CLASS A.

100 yds.—White (Lakewood).....10s  
 220 yds.—White (Lakewood) .....22s  
 440 yds.—Stouder (Col.Central) ...52.1s  
 880 yds.—Van Campen (Warren) ...2m.3.1s  
 Sec. 2—Shepherd (Logan) .....2m.4.2s  
 1 mile—Smith (Lakewood) .....4m.32.9s  
 High hdes.—Oliver (Day, Roosevelt) 15.4s  
 Low hdes.—Oliver (Day, Roosevelt) .24.1s

High jp—Glickert (Pol.Scott) 6ft.1 1-4in  
 Broad jp—Stoller (Cin.Hughes) 21ft.1-2in  
 Pole vault—Beck (Salem) .....11ft.4in  
 Shot put—Davis (Cleve.Tech) 50ft.11 1-4in  
 Discus—Blum (Tiffin) .....131ft.2 1-2in  
 Javelin—Barnes (Chillicothe) ...172ft.3in  
 880 yds. relay—Col. Central. ....1m.31.6s  
 1-mile relay—Canton McKinley ...3m.35s

CLASS B.

100 yds.—Koch (St. Bernard).....10.3s  
 220 yds.—Koch (St. Bernard) .....22.6s  
 440 yds.—Hurrell (Port Clinton) ...52.6s  
 880 yds.—Bradshaw (OtterbeinII) 2m.6.1s  
 Sec. 2—Wood (Hiram) .....2m.9.1s  
 1 mile—Wagonhauser (Leetonia) 4m.40.4s  
 High hdes.—Lett (Montpelier) .....17.2s  
 Low hdes.—Lett (Montpelier) .....26.3s  
 Broad jp—Springer (Perry) ..20ft.10 1-2in

High jp { Hayes (Huron) } tie, 5ft.9in  
 { Minnick (LibCenter) }  
 Pole vault—Lambeth (Canfield) .11ft.2in  
 Shot put—Eckard (Amesville) 52ft.8 1-2in  
 Discus—Grine (Monroeville) ...119ft.11in  
 Javelin—Grine (Monroeville) ...165ft.9in  
 880 yds. relay—Oberlin .....1m.36.5s  
 1-mile relay—Dayton Oakwood ...3m.42.8s

OKLAHOMA STATE MEET

CLASS A.

100 yds.—Cox (Tulsa) .....10s  
 220 yds.—Cox (Tulsa) .....22.2s  
 440 yds.—Bradley (Maud) .....50.9s  
 880 yds.—Moody (Tulsa) .....1m.59s  
 1 mile—Story (Tulsa) .....4m.36.3s  
 High hdes.—Burch (Maud) .....16.1s  
 Low hdes.—Burch (Maud) .....25.2s

High jump—Nelson (Norman) 5ft.11 3-8in  
 Broad jump—McGinnis (Tulsa) ...21ft.7in  
 Pole vault—Holden (Maud) .....12ft  
 Shot put—Tichenor (Nowata) 50ft.4 1-2in  
 Discus—Tichenor (Nowata) ...119ft.10in  
 Javelin—Rigney (Bristow) .....170ft  
 1-mile relay—Pauls Valley .....3m.34.1s

CLASS B.

100 yds.—Harrington (Douglas) ....10.4s  
 220 yds.—McMillian (Cleveland) ...22.6s  
 440 yds.—Oxley (Randlett) .....52.5s  
 880 yds.—Holloway (Checotah) .....2m  
 1 mile—Holloway (Checotah) ...4m.49.7s  
 High hdes.—Walker (Mabel) .....17s  
 Low hdes.—Harrington (Douglas) ...26.3s  
 Broad jump—Ward (Weatherford) ...22ft

High jp { Rhea (Emp.Consol.) } tie, 5ft.9in  
 { Williams (Konawa) }  
 Pole vault—Foshee (Checotah) ...11ft.6in  
 Shot put—Day (Checotah) ...43ft.8 1-4in  
 Discus—Sexton (Halleyville) ...115ft  
 Javelin—Hammond (Seminole) ...105ft  
 1-mile relay—Madill .....3m.40s



OKLAHOMA A.&M. MEET

CLASS A.

100 yds.—Cox (Tulsa) .....10.1s  
 220 yds.—Cox (Tulsa) .....22.3s  
 440 yds.—Perry (O.C. Classen) .....50.5s  
 880 yds.—Bradley (Maud) .....1m.58.8s  
 1 mile—Story (Tulsa) .....4m.32s  
 High hdles—Burch (Maud) .....16.1s  
 Low hdles—Burch (Maud) .....25s

High jump—Nelson (Norman) .....6ft.2in  
 Broad jump—Pickett (Sapulpa) .....22ft.3in  
 Pole vault—Holden (Maud) .....11ft  
 Shot put—Tichenor (Nowata) .....49ft.1in  
 Discus—Johnson (Muskogee) .....120ft.7in  
 Javelin—Rigney (Bristow) .....187ft.2in  
 1-mile relay—Lawton .....3m.32.9s

CLASS B.

100 yds.—Littlejohn (Fairview) .....10.6s  
 220 yds.—Littlejohn (Fairview) .....22.2s  
 440 yds.—Chamlee (Pauls Valley) .....50.5s  
 880 yds.—Holloway (Checotah) .....2m.6.3s  
 1 mile—Holloway (Checotah) .....4m.42.6s  
 High hdles—Wapp (Fairfax) .....16.7s  
 Low hdles—Butler (Foss) .....26.6s

High jp—Grandstaff (Bixby) .....5ft.9 1-2in  
 Broad jp—Grandstaff (Bixby) .....21ft.1-2in  
 Pole vault—Poshee (Checotah) .....11ft  
 Shot put—Day (Checotah) .....45ft.7 1-2in  
 Discus—Day (Checotah) .....113ft.7in  
 Javelin—Childs (Douglas) .....160ft.9in  
 1-mile relay—Pauls Valley .....3m.37.1s

OREGON

100 yds.—Fyock (Franklin) .....10.1s  
 220 yds.—Fyock (Franklin) .....22.4s  
 440 yds.—Twitchell (Grant) .....52.5s  
 880 yds.—Twitchell (Grant) .....2m.2.5s  
 1 mile—Paddock (Grant) .....4m.37s  
 High hdles—Nowland (LaGrande) .....16.4s  
 Low hdles—Kidder (Pendleton) .....26.2s  
 High jump—Arteburn (Pendleton) .....5ft.9in

Brd jp—O'Connell (Commerce) .....21ft.9.3-8in  
 Pole vlt { Kensey (Corvallis) } .....tie, 11ft.3in  
 { Heusner (Grant) }  
 Shot put—H. Joslin (Baker) .....49ft.6in  
 Discus—H. Joslin (Baker) .....115ft.5in  
 Javelin—DeMaris (Prineville) .....186ft.2in  
 880 yds. relay—Grant .....1m.34.5s

SOUTH DAKOTA

100 yds.—Hermanek (Tyndall) .....10.8s  
 220 yds.—Phihal (Tyndall) .....24.2s  
 440 yds.—Bennett (Rapid City) .....54.2s  
 Sec. 2—Freeburg (Watertown) .....52.8s  
 880 yds.—Bankert (Brookings) .....2m.6.3s  
 1 mile—Bankert (Brookings) .....4m.44s  
 High hdles—Hamaan (Yankton) .....16.9s  
 Low hdles—Cope (Watertown) .....27.6s

High jump—Haukaas (Winner) .....5ft.10 1-2in  
 Brd jp—Freeburg (Watertown) .....21ft.3 3-4in  
 Pole vlt—Freeburg (Watertown) .....11ft.2 1-2in  
 Shot put—Tucker (Mobridge) .....43ft.10 1-4in  
 Discus—Mollet (Geddes) .....115ft.1in  
 Javelin—Hoover (Trent) .....146ft.5 1-2in  
 880 yds. relay—Artesian .....1m.35.8s

TEXAS


100 yds.—Russell (Hereford) .....9.8s  
 220 yds.—Russell (Hereford) .....21.5s  
 440 yds.—Phillips (Woodville) .....51.5s  
 880 yds.—Brothers (San Angelo) .....2m.1.8s  
 1 mile—Archer (Brownwood) .....4m.41s  
 High hdles—Casper (Harlandale) .....15.2s  
 Low hdles—Abolwich (Greenville) .....24.7s

High jump—Guyon (Columbus) .....6ft.1-4in  
 Brd jp—Dickerson (Rosenberg) .....22ft.7 3-4in  
 Pole vault—Snyder (Edna) .....11ft.10in  
 Shot put—Johnson (Smithville) .....45ft.10in  
 Discus—Petty (Kaufman) .....141ft.9in  
 Javelin—Viebig (San Jacinto) .....175ft.2 1-2in  
 1-mile relay—San Angelo .....4m.41s

EAST TEXAS

100 yds.—Stephenson (Tyler) .....10.2s  
 220 yds.—Phillips (Woodville) .....23.6s  
 440 yds.—Phillips (Woodville) .....51.6s  
 880 yds.—Bowden (HstnJeffDavis) .....2m.5.7s  
 1 mile—McDonald (Reagan) .....4m.50s  
 High hdles—Hitt (HstnJeffDavis) .....16.2s  
 Low hdles—Cerny (Reagan) .....27s

High jp—Hitt (HstnJeffDavis) .....5ft.9 1-2in  
 Broad jp—Dickerson (Rosenberg) .....21ft.4in  
 Pole vt—Baxter (Nacogdoches) .....11ft.11 1-2in  
 Shot put—Erwin (Groveton) .....45ft.10in  
 Discus—Skripka (Rosenberg) .....108ft.8in  
 Javelin—Ervin (Groveton) .....160ft.6in  
 1-mile relay—Reagan .....3m.34s



1, Fuller, Mgr.; 2, Byrd, Asst. Mgr.; 3, H. P. Barret, Coach; 4, A. Elliott, Asst. Coach; 5, Hawthorne, Asst. Mgr.; 6, Bundy; 7, Simms; 8, Cowhig; 9, Keever; 10, Soule; 11, Hulsey; 12, Harris; 13, Meacham; 14, McGill; 15, Turple; 16, Glasgow; 17, Houston; 18, Sutton; 19, Williams; 20, McGinty; 21, Stothart; 22, Bordner; 23, Landis; 24, Barksdale; 25, Hasty; 26, McMillan; 27, Woos; 28, Mullis, Capt.; 29, Hopson; 30, Deal; 31, Dulin; 32, Tompkus; 33, Allison; 34, Soule.

CHARLOTTE (N.C.) HIGH SCHOOL.



1, Holden; 2, Paul; 3, Cox; 4, Murray; 5, Martin; 6, Lombard; 7, Brown; 8, Bergeron; 9, Stewart; 10, Ford; 11, Piper; 12, Loftin; 13, Wallis; 14, Owen; 15, Coach Young; 16, W. Davis; 17, Reynolds; 18, Jeter; 19, Young; 20, Merrick; 21, McGraw; 22, L. Denny; 23, Bangs; 24, Koontz; 25, Johnson; 26, J. Davis; 27, Avants; 28, T. Davis; 29, Poelie; 30, Ellis; 31, Oubre; 32, Gammill; 33, McGowan; 34, McCallum; 35, Bennett; 36, Roberts; 37, Perkins; 38, Ratelle; 39, Stockwell, Capt.; 40, Schwab; 41, Ballou; 42, F. Denny; 43, Stumfeld; 44, Gourrier; 45, Sessions; 46, Pruyn; 47, Rankin.

BATON ROUGE (LA.) HIGH SCHOOL.



1, Kirby, Mgr.; 2, Bryan; 3, Young; 4, Gonzalez; 5, A. Harding, Coach; 6, Gunn; 7, Viebig; 8, Gastmeyer; 9, Way; 10, Parker.

SAN JACINTO HIGH SCHOOL, HOUSTON, TEX.



WASHINGTON

|  |          |                                  |                 |
|--|----------|----------------------------------|-----------------|
| 100 yds.—Johnson (Lincoln) .....       | 10.1s    | High jump—Rogel (Summer) .....   | 5ft.11in        |
| 220 yds.—Plumb (Bivaco) .....          | 21.9s    | Brd Jp—Franklin (Enumclaw) ..... | 20ft.9 1-2in    |
| 440 yds.—Nichols (Stadium H.S.) .....  | 50.1s    | { Herron (Pullman)               | } tie, 11ft.6in |
| 2d race—Deertinger (Auburn) .....      | 51.1s    | { Ronkin (Everett)               |                 |
| 880 yds.—Hamburg (Walla Walla) 2m.1.7s |          | { Mickaelson (Odessa)            |                 |
| 2d race—Lundersten (L&C) .....         | 2m.1-10s | Shot put—Ingram (Yakima) .....   | 47ft.8 1-2in    |
| 1 mile—Nolf (Wapato) .....             | 4m.39.4s | Discus—Nogle (Bentlnt) .....     | 122ft.2 1-2in   |
| High hdlcs.—Vining (Ellensburg) .....  | 16s      | Javelin—Bowker (L&C) .....       | 171ft.6in       |
| Low hdlcs.—Wright (Walla Walla) .....  | 25.6s    | 880 yds. relay—Gonzaga .....     | 1m.35.6s        |

WYOMING

|                                   |             |                                     |              |
|-----------------------------------|-------------|-------------------------------------|--------------|
| 100 yds.—Doyle (Sheridan) .....   | 10.3s       | Broad jp—Endicott (Sheridan) .....  | 19ft.4 1-2in |
| 220 yds.—Edwards (Sheridan) ..... | 23.4s       | Pole vault—Dowler (Casper) .....    | 11ft.6 3-4in |
| 440 yds.—Gamble (Riverston) ..... | 50s         | Shot put—King (Cody) .....          | 42ft.4in     |
| 880 yds.—Hull (Sheridan) .....    | 2m.16.1s    | Discus—McDonald (Thermopolis) ..... | 109ft        |
| 1 mile—Gleghorn (Casper) .....    | 5m.1.5s     | Javelin—Weeks (Thermopolis) .....   | 155ft.8in    |
| High hdlcs.—Montague (Lusk) ..... | 17.2s       | 880 yds. relay—Casper .....         | 1m.39.3s     |
| Low hdlcs.—Montague (Lusk) .....  | 27.9s       | Medley relay—Casper .....           | 4m.9.5s      |
| High jump—Sullivan (Casper) ..... | 5ft.7 3-8in |                                     |              |

MIDWEST RELAYS

Camp Randall, Wis., April 26, 1930.

INDIVIDUAL EVENTS.

|                                       |          |                                       |               |
|---------------------------------------|----------|---------------------------------------|---------------|
| 100 yds. run—Wicklund (Kenosha) ..... | 10.3s    | Pole vault—Skelly (Oak Park) .....    | 12ft.6in      |
| High hdlcs.—Lavicka (Oak Park) .....  | 15.9s    | 12-lb. shot—Kincaid (Mil. East) ..... | 50ft.5 1-2in  |
| High jump—L. Skelly (Oak Park) .....  | 5ft.10in | Discus—L. Pacetti (Kenosha) .....     | 122ft.1in     |
| Broad jump—Lavicka (Oak Park) .....   | 20ft.3in | Javelin—Gabel (Platteville) .....     | 167ft.9 1-2in |


RELAYS.

|                         |          |                                   |          |
|-------------------------|----------|-----------------------------------|----------|
| 440 yds.—Oak Park ..... | 44.1s    | 2 miles—Milwaukee West .....      | 8m.37.6s |
| 880 yds.—Oak Park ..... | 1m.30.8s | Sprin medley—Waukegan .....       | 3m.52.5s |
| 1 mile—Lindblom .....   | 3m.34.5s | Distance medley—Rockford Sr. .... | 11m.2.2s |




1, W. C. Lantz, Coach; 2, Tackitt; 3, Walker; 4, Robertson; 5, Dugger; 6, Gettinger; 7, Cox; 8, Clarke; 9, Story; 10, Forster; 11, Boyd; 12, Moody; 13, P. McGinnis; 14, C. McGinnis. Stithen, Photo.

TULSA (OKLA.) HIGH SCHOOL.




MAUD (OKLA.) HIGH SCHOOL.



1, E. F. Quigley, Coach; 2, Barnes, Asst. Coach; 3, Adams; 4, Ray; 5, Williams; 6, Smith; 7, McConnell; 8, Dean; 9, Pollard; 10, Berry, Asst. Coach; 11, Scott, Asst. Coach; 12, Warner; 13, R. Campbell; 14, Riffe; 15, Roberts; 16, J. Campbell; 17, Mosby; 18, Snodgrass; 19, Hancock; 20, LaForge; 21, Remmell, Mgr.; 22, R. McLain; 23, L. McLain; 24, Gray; 25, Ellington; 26, Miller; 27, H. Sprick; 28, T. Sprick; 29, Sims, Mgr. Schrader, Photo.

LITTLE ROCK (ARK.) HIGH SCHOOL.



1, Coach Edwards; 2, Hall; 3, Banning; 4, McChesney; 5, Kendall; 6, Balls; 7, Bennett; 8, Abeling; 9, Haley; 10, Flood, Mgr.; 11, Heusner; 12, Sherwood; 13, Cannady; 14, Fullerton; 15, Blew; 16, Twitchell; 17, Sinnott; 18, Bronson; 19, Paddock; 20, White; 21, Dowling, Metzger, Photo.

GRANT HIGH SCHOOL, PORTLAND, ORE.


**CUBAN NATIONAL INTERSCHOLASTIC MEET**

|                                  |            |                                |               |
|----------------------------------|------------|--------------------------------|---------------|
| 50 mtrs.—L. Casus (CB) .....     | 6s         | Broad jump—L. Gonzalez (IH) .. | 20ft.10in     |
| 100 mtrs.—M. Suarez (IH) .....   | 11 1-5s    | Hop, step, jump—M. Garcia (LS) | 43ft.10in     |
| 200 mtrs.—J. Estava (LS) .....   | 2:24s      | Pole vault—H. Villa (IH) ..... | 11ft.8in      |
| 400 mtrs.—H. Munoz (IH) .....    | 57 1-5s    | 12-lb. shot—Amezaga (CB) ..... | 44ft.4 1-4in  |
| 800 mtrs.—A. Mesa (CB) .....     | 2m.14 3-5s | 12-lb. hammer—O. Marina (CB)   | 130ft.7 1-4in |
| 1500 mtrs.—R. Palm (IH) .....    | 4m.55 3-5s | Discus—Berthart (CB) .....     | 107ft.8in     |
| 200m. hdlles.—O. Sosa (CB) ..... | 2:28s      | Javelin—O. Verdeja (LS) .....  | 168ft.9in     |
| High jump—M. Suarez (IH) .....   | 5ft.7in    |                                |               |

**CUBAN OPEN INTERSCHOLASTIC MEET**

|                                |            |  |                |
|--------------------------------|------------|--|----------------|
| 50 mtrs.—S. Cuesta (G) .....   | 6 1-5s     | Broad jump—L. Gonzalez (IH) 19ft.4 4-5in |                |
| 100 mtrs.—Tamayo (IH) .....    | 11 2-5s    | Hop, step, jump—Morales (IH) ..          | 39ft.10in      |
| 200 mtrs.—Ayon (IH) .....      | 25 2-5s    | Pole vault—Villa (IH) .....              | 11ft.6 3-4in   |
| 400 mtrs.—Ferrer (CB) .....    | 58s        | Shot put—Amezaga (CB) .....              | 43ft.9in       |
| 800 mtrs.—Mesa (CB) .....      | 2m.13 2-5s | Hammer—Berthart (CB) ..                  | 136ft.10 3-4in |
| 1500 mtrs.—J. Gonzalez (PC) .. | 4m.34 2-5s | Discus—Amezaga (CB) .....                | 100ft.5in      |
| 200m. hdlles.—E. Munoz (IH) .. | 2:29 2-5s  | Javelin—Amezaga (CB) .....               | 148ft.9in      |
| High jump—Alvarez (G) .....    | 5ft.4in    |  |                |

Abbreviation—Colegio Belen (CB), Guinness (G), Instituto Habana (IH), LaSalle (LS), Progresiva Cardenas (PC).



1, I. G. Scates, Asst. Coach; 2, J. H. Maddock, Coach; 3, Hart; 4, LeRoy W. Beam, Prin.; 5, A. C. Barringer, Asst. Coach; 6, Varney; 7, Bateman; 8, Jeffery; 9, P. Berg; 10, Scoresby; 11, Roberts; 12, McConville; 13, A. Berg; 14, Crutchfield; 15, Thompson; 16, Gallup; 17, Aupperle.

IDAHO FALLS (IDAHO) HIGH SCHOOL.



1, Olsson, Mgr.; 2, Arnett; 3, Brass; 4, Squance; 5, Robinson; 6, Vermillion; 7, Galarde; 8, Mel Ingram, Coach; 9, Bening; 10, Doyle; 11, Trimble; 12, Brand; 13, Hull.

WALLACE (IDAHO) HIGH SCHOOL.



1, Guy Stegner, Coach; 2, Jones; 3, Hamilton; 4, Tweto; 5, Custer; 6, Fallman; 7, Rusk; 8, Milton Ritter, Asst. Coach; 9, Stempke, Mgr.; 10, Holmes; 11, Dishrow; 12, Dishman; 13, Cole; 14, Saylor; 15, Bell, Capt.; 16, Shupe.

MISSOULA (MONT.) COUNTY HIGH SCHOOL.



1, Donaldson; 2, Harding; 3, Frank; 4, Hussey; 5, Thebaut; 6, Candrain; 7, Neff; 8, Kane; 9, Plant; 10, Beauguard; 11, Fiori; 12, Black; 13, Yeo; 14, Columbo; 15, Huegle; 16, Yoder; 17, Grandjean; 18, Cook; 19, McCurdy; 20, Beringer; 21, Ludlam; 22, Paganini; 23, Rouix; 24, Hartwell; 25, A. Campini; 26, Mori; 27, Sousa; 28, Anderson; 29, E. Campini; 30, Hastings; 31, Koenig; 32, Van Loon; 33, Peters; 34, Ehrnfelt; 35, Hadley; 36, Diner; 37, Hong; 38, Constable; 39, Raphael; 40, Thomson; 41, Redmond; 42, Marti; 43, Tawus; 44, Coach Graves; 45, Chipman; 46, Riell; 47, Sherwood, Capt.; 48, Clivio; 49, Locati; 50, Applegate; 51, Galeazzi; 52, Coach Benefield.

TAMALPAIS UNION HIGH SCHOOL, SAN RAFAEL, CALIF.



(1) DE LA SALLE COLLEGE—Verdeja, Garcia, Esteva, Ofano, Perez, Deschapelles, Coach Ganesa, Gomez, Pulgarcito, Apapipio. (2) HAVANA INSTITUTE—Palma, Diaz, De Villegas, Shelton, Sigler, Cable, Violla, Gonzalez, Morales, Munoz, Cancio, Alexander, Suarez, Garcia, Marura, Palmer. (3) MATANZAS INSTITUTE—Tia, Solomon, Saavedra, Pontiente D. Cruz, Coach; Juantarena; Martinez, Asst. Coach; Gourider. (4) BELLEN COLLEGE—Branly, Asst. Coach; Bonilla, Sosa, Perez, Castaneda, Ferrer, Mesa, Amex-nga, Gonzalez; Martin, Marina, Mesa, Casus. (5) PROGRESIVA DE CARDENAS—Gonzalez, Perez, Valdes, Vila. PRESBITERIANO DE GUINES COLLEGE—Nunez, Ortega, Alvarez.

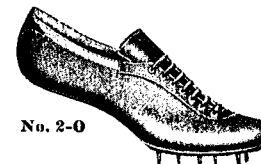
CUBAN TRACK AND FIELD TEAMS.

## Spalding Track Shoes

All of these shoes (No. 2-O, 14-C, 14-H, 14-V) are indispensable to athletes in track and field competition. America's champions in Olympic events use none but Spalding shoes. College and athletic club men regard Spalding shoes as an essential to victory and the percentage of successes by men wearing Spalding shoes in almost one hundred. All shoes fine turned, best kangaroo leather uppers.

### SHORT DISTANCE RUNNING SHOES

No. 2-O. Extremely light and glove-fitting. Hand-made steel spikes firmly riveted on. Worn by all champions for short distance. . . . . Pair, \$14.00



No. 2-O

### LONG DISTANCE RUNNING SHOES

No. 14-C. For distance and cross-country running. Electric heels, flexible shanks, steel spikes in soles, no spikes in heels. . . . . Pair, \$10.00



No. 14-C

### JUMPING SHOES

No. 14-H. Specially stiffened soles. Hand-made steel spikes placed as suggested by champion jumpers. Also correct for shot putting, weight and hammer throwing. . . . . Pair, \$13.50



No. 14-H

### POLE VAULTING SHOES

No. 14-V. High cut, special last. Same as we supply to the record holders. Hand-made steel spikes in sole; one spike in heel. To order only.

Pair, \$15.00

### OUTDOOR RUNNING SHOES

No. 11-T. Calfskin, machine-made; solid leather tap soles hold spikes firmly in place. . . . . Pair, \$8.50

No. 11. Strong leather, machine-made. . . . . Pair, \$6.50

### DISTANCE AND CROSS-COUNTRY SHOES

No. 15-C. For distance and cross-country running; black durable leather, black rubber heels, leather soles with six steel spikes.

Pair, \$7.00